



CBJ-Home Battery Replacement User manual

Contents

Preface	3
Important information	4
Safety instructions	4
General information about JUMBO Home	5
Battery information	5
Prior to first use of batteries	5
Maintenance of batteries	5
Authorised replacement of batteries	5
Tamper proof.....	5
Types of batteries that can be used for replacement	6
Warranty and service life	6
Replacement of batteries - step by step	7
Disposal of batteries	10
Addresses	12

Preface

Dear User,

We are delighted that you have chosen a product from LINAK®. LINAK systems are high-tech products based on many years of experience in manufacturing and development of actuators, electric control boxes, controls and chargers.

This User Manual will tell you how to replace the batteries in your LINAK Control Box JUMBO Home (CBJ-Home).

We are sure that your LINAK system will give you many years of problem-free operation. Before our products leave the factory they undergo full function and quality testing. Should you nevertheless experience problems with your systems, you are always welcome to contact your local LINAK dealer. LINAK subsidiaries and some distributors situated all over the world have authorised service centres, which are always ready to help you.

LINAK provides a limited warranty on its products. This warranty is, however, subject to correct usage in accordance with the specifications, correct maintenance and any repairs being carried out at an authorised LINAK service/repair centre. Changes in installation and usage of LINAK products/systems can affect their operation and durability. The products are not to be opened by unauthorised personnel. You can review the full terms of the LINAK warranty on the LINAK website www.linak.com/warranty.

Changes in installation and use of LINAK systems can affect their operation and durability. The products are not to be opened by unauthorised personnel.

The User Manual has been written on the basis of our present technical knowledge. We are constantly working on updating the information and we therefore reserve the right to carry out technical modifications.

LINAK A/S

Important information

Description of the various signs used in this manual.

Warning!



Failure to comply with these instructions may result in accidents involving serious personal injury.



Failing to follow these instructions can result in the product being damaged or destroyed.

Safety instructions



Safe use of the system is possible only when the battery replacement is carried out according to the instructions in this user manual.

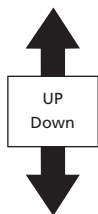


If faults or visible damage are observed on the product, the product must be replaced.

General information about the JUMBO Home

The JUMBO Home (in short CBJ-Home) is a specially developed solution for patient lifts. The complete system consists of a control box and a battery enclosed in a single elegant module. The CBJ-Home is medically approved and contains a series of features ensuring a safe comfortable lift, e.g. the CBJ-Home is equipped with a soft-start function, emergency lowering, emergency stop etc. The CBJ-Home-batteries are ventilated through a number of ventilation holes on the rear of the housing.

Mounting of CBJ-Home (only vertically)



Battery information:

Prior to first use of the batteries

Prior to first use of the batteries, please make sure that they are charged 24 hours in order to reach proper function and prolong the lifetime of the batteries.

Maintenance of batteries

For an optimum lifetime the product must be charged as often as possible.

The batteries must be charged at least every 3rd month - otherwise they will be damaged due to self-discharge. It is recommended to test the battery function at least once every year.

The batteries are to be replaced after approximately 4 years or earlier, dependent on the pattern of use. Frequent and high-powered discharges reduce the battery life.

Authorised replacement of battery

Only an authorised LINAK service centre or a properly trained customer should change the battery in a CBJ-Home. If a CBJ-Home is opened and a battery changed by an unauthorised person there is a risk that it may malfunction at a later date.

Tamper proof

As of Q4, 2017, LINAK has introduced a security label for tamper proof. The use of the security label makes it easier to see if batteries have been replaced by non-authorized persons.

The labels consist of a polyester clear film with special void effect and follow the contours of the control box. Once applied to the substrate sun removal, an irreversible and dry "void" footprint message will detach itself from the face film. Labels which have been removed cannot be reapplied since repositioning will leave visible proof that the product has been opened.

Placement and presented like below:



Types of batteries that can be used for replacement

The batteries must only be replaced by the same type of batteries (LINAK A/S part number BA0CBJH00 (2 batteries with 1 wireharness)) or mechanical and electrical equivalent types: 12V, 2.9 AH, 99 x 56 x 79 mm (L x W x H).

The batteries must be new or maintained by means of charging at least every 3rd month. The batteries, which make a set, must be supplied with identical production codes. Mismatching of production codes may lead to a severely reduced battery life.

Before mounting ensure that the battery set is correctly connected and check that no connectors are loose.


Warranty and battery life

If any batteries built into LINAK products are, within a period of 12 months from the production of the LINAK product as stipulated on the product label, found to be defective, LINAK® will provide a new product. This applies only so far as the products have been used and maintained correctly and have not been tampered with and the systems is unopened. Furthermore, the products must not be exposed to violent treatment. LINAK explicitly disclaims all other remedies. All LINAK products are designed to have an optimum lifetime, but the expected lifetime in a specific application is very dependent on how the products are used.

Further information on LINAK warranty can be found on the LINAK website www.linak.com/warranty.

Replacement of batteries - step by step:

1. Remove all external cables from the control box
2. Dismount the CBJ-Home.
3. Unscrew and remove the 7 torx screws on the rear of the CBJ-Home.



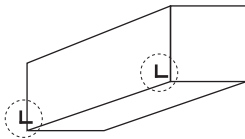
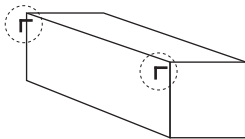
4. Remove the back cover. Please note that there are two assembly versions



(Produced before 1 January 2008)



(Produced after 1 January 2008)



Note whether the battery poles are pointing downwards or upwards (drawings of batteries from the side).




The batteries must be turned the same way when the replacement batteries are connected.




Remember how the polyfuse is placed (the polyfuse is the square shaped article connected to the wires). It must be placed in the same way again. Be careful not to bend the polyfuse steel wires.


5. Place the batteries in an upright position



6. Pull the battery plugs out
(please be aware of the locking mechanism on the plugs. Be careful not to damage the wires/plugs)




7. Dismount the wires from the batteries




8. Replace the batteries by same type (LINAK A/S part number BA0CBJH00 (2 batteries with 1 wireharness)) OR as described in the section "Battery information".

9. Remount the wires to the new batteries' poles. (+ = red, - = black).

10. Remount the battery plug (+ = red, - = black).



(Produced before 1 January 2008)



(Produced after 1 January 2008)

11. Insert the batteries.



(Produced before 1 January 2008)



(Produced after 1 January 2008)

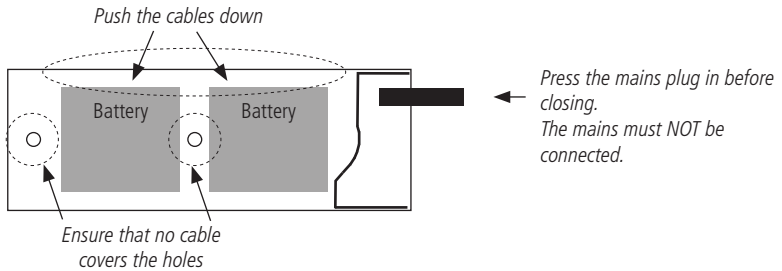


Remember to place the batteries the same way they were before.
Remember to place the fuse the same way as before.
(see point 4)

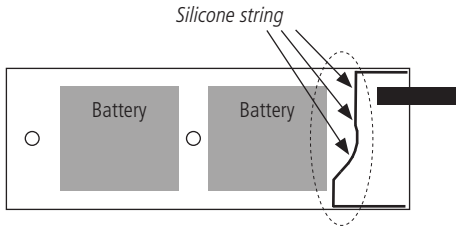
12. Put the wires back into place to ensure that none of the wires are squeezed when remounting the back cover.



Warning!




13. Check that the silicone string is fitted and in place before remounting the back cover.



Warning!

From the factory the battery compartment is hermetically separated from the electronics compartment with a silicone string. When replacing the batteries this separation must not be damaged or modified as this may allow penetration of battery gas into the electronics compartment with risk of explosion. When replacing batteries in CBJ-Home precautions must be taken to ensure that the sealing material (silicone string) is not damaged and that it is correctly placed in the groove. If the seal is damaged it must be replaced by a new silicone string (LINAK article no. 0008098 for a roll of 100 meters).

14. Remount the back cover as shown below – the numbers indicate in which order to fix the torx screws. Torque of 1,5 - 1,6 Nm.



15. Replacement of the security label. Before replacing labels, the surface of the control box must be cleaned with isopropyl alcohol. Please note that the removing of glue residue may take up to 5 minutes. The security label can be bought at LINAK A/S: Article no. 0891021-A, in rolls of 1,000 pcs.
16. Remount the CBJ-Home in the application.



Warning!

The battery compartment is supplied with ventilation that ensures correct and necessary airing of the battery compartment. These ventilation channels (see marked channels on the picture on page 10) must not be blocked or covered as a positive pressure may occur with risk of explosion.

Disposal of the batteries

The batteries, which are lead-acid batteries, can be returned to LINAK or disposed of in the same way as car batteries.

FACTORIES

China

LINAK (Shenzhen) Actuator Systems, Ltd.
Phone: +86 755 8610 6656
Phone: +86 755 8610 6990
www.linak.cn

Denmark - Headquarters

LINAK A/S
Phone: +45 73 15 15 15
Fax: +45 74 45 80 48
Fax (Sales): +45 73 15 16 13
www.linak.com

Slovakia

LINAK Slovakia s.r.o.
Phone: +421 51 7563 444
www.linak.sk

Thailand

LINAK APAC Ltd.
Phone: +66 33 265 400
www.linak.com

USA

LINAK U.S. Inc.
Americas Headquarters
Phone: +1 502 253 5595
Fax: +1 502 253 5596
www.linak-us.com
www.linak-latinamerica.com

SUBSIDIARIES

Australia

LINAK Australia Pty. Ltd
Phone: +61 3 8796 9777
Fax: +61 3 8796 9778
www.linak.com.au

Austria

LINAK Repräsentanz - Österreich (Wien)
Phone: +43 (1) 890 7446
Fax: +43 (1) 890 744615
www.linak.at - www.linak.hu

Belgium

LINAK Actuator-Systems NV/SA
(Belgium & Luxembourg)
Phone: +32 (0)9 230 01 09
www.linak.be - www.fr.linak.be

Brazil

LINAK Do Brasil Comércio De Atuadores Ltda.
Phone: +55 (11) 2832 7070
Fax: +55 (11) 2832 7060
www.linak.com.br

Canada

LINAK Canada Inc.
Phone: +1 502 253 5595
Fax: +1 416 255 7720
www.linak-us.com

Czech Republic

LINAK C&S s.r.o.
Phone: +42 058 174 1814
Fax: +42 058 170 2452
www.linak.cz - www.linak.sk

Denmark - International

LINAK International
Phone: +45 73 15 15 15
www.linak.com

Denmark - Sales

LINAK DANMARK A/S
Phone: +45 86 80 36 11
Fax: +45 86 82 90 51
www.linak.dk

Finland

LINAK OY
Phone: +358 10 841 8700
www.linak.fi

France

LINAK FRANCE E.U.R.L.
Phone: +33 (0) 2 41 36 34 34
Fax: +33 (0) 2 41 36 35 00
www.linak.fr

Germany

LINAK GmbH
Phone: +49 6043 9655 0
Fax: +49 6043 9655 60
www.linak.de

India

LINAK A/S India Liaison Office
Phone: +91 120 4531797
Fax: +91 120 4786428
www.linak.in

Ireland

LINAK UK Limited (Ireland)
Phone: +44 (0)121 544 2211
Fax: +44 (0)121 544 2552
+44 (0)796 855 1606 (UK Mobile)
+35 387 634 6554
(Republic of Ireland Mobile)
www.linak.co.uk

Italy

LINAK ITALIA S.r.l.
Phone: +39 02 48 46 33 66
Fax: +39 02 48 46 82 52
www.linak.it

Japan

LINAK K.K.
Phone: 81-45-533-0802
Fax: 81-45-533-0803
www.linak.jp

Malaysia

LINAK Actuators Sdn. Bhd.
Phone: +60 4 210 6500
Fax: +60 4 226 8901
www.linak.my

Netherlands

LINAK Actuator-Systems B.V.
Phone: +31 76 5 42 44 40
www.linak.nl

New Zealand

LINAK New Zealand Ltd
Phone: +64 9580 2071
Fax: +64 9580 2072
www.linak.com.au

Norway

LINAK Norge AS
Phone: +47 32 82 90 90
www.linak.no

Poland

LINAK Polska
LINAK Danmark A/S (Spółka Akcyjna)
Phone: +48 22 295 09 70 /
+48 22 295 09 71
www.linak.pl

Republic of Korea

LINAK Korea Ltd.
Phone: +82 2 6231 1515
Fax: +82 2 6231 1516
www.linak.kr

Russia

LINAK LLC
Phone: +7 495 780 3161
Fax: +7 495 687 1426
www.linak.ru

Spain

LINAK Actuadores, S.L.U
Phone: +34 93 588 27 77
Fax: +34 93 588 27 85
www.linak.es

Sweden

LINAK Scandinavia AB
Phone: +46 8 732 20 00
Fax: +46 8 732 20 50
www.linak.se

Switzerland

LINAK AG
Phone: +41 43 388 31 88
Fax: +41 43 388 31 87
www.linak.ch - www.fr.linak.ch
www.it.linak.ch

Taiwan

LINAK (Shenzhen) Actuator systems Ltd.
Taiwan Representative office
Phone: +886 2 272 90068
Fax: +886 2 272 90096
www.linak.tw

Turkey

LINAK İth. İhr. San. ve Tic. A.Ş.
Phone: +90 312 4726338
Fax: +90 312 4726635
www.linak.com.tr

United Kingdom

LINAK UK Limited
Phone: +44 (0)121 544 2211
Fax: +44 (0)121 544 2552
www.linak.co.uk

DISTRIBUTORS

Argentina

NOVOTEC ARGENTINA SRL
Phone: 011-4303-8989/8900
Fax: 011-4032-0184
www.novotecargentina.com

Colombia

MEM Ltda
Phone: +[57] (1) 334-7666
Fax: +[57] (1) 282-1684
www.mem.net.co

India

Mechatronics Control Equipments
India Pvt Ltd
Phone: +91-44-28558484, 85
www.mechatronicscontrol.com

Indonesia

PT. HIMALAYA EVEREST JAYA
Phone: +6 221 544 8956,
+6 221 544 8965
Fax: +6 221 619 1925
Fax (Sales): +6 221 619 4658
www.hej.co.id

Iraq

Scan Medical Tech
Phone: +964 770 470 2202

Israel

NetivTech LTD
Phone: +972 55-2266-535
Fax: +972 2-9900-560
www.netivtech.com

Kingdom of Bahrain

Mechatronics Industrial Equipments
Phone: +973 17280059
Fax: +973 17910045
www.mechatronicsbh.com

Qatar

Mechatronics Industrial Equipments
Phone: +974 44581155
Fax: +974 44689135
www.mechatronicsqatar.com

Russia

OOO FAM
Phone: +7 812 3319333
Fax: +7 812 3271454
www.fam-drive.ru

Singapore

Servo Dynamics Pte Ltd
Phone: +65 6844 0288
Fax (Sales): +65 6844 0070

South Africa

Industrial Specialised Applications CC
Phone: +27 011 466 0346
www.isaza.co.za

United Arab Emirates

Mechatronics Industrial Equipments LLC
Phone: +971 4 267 4311
Fax: +971 4 267 4312
www.mechatronics.ae

LINAK® accepts no responsibility for possible errors or inaccuracies in catalogues, brochures, and other material. LINAK reserves the right to change its products without prior notice. LINAK cannot guarantee product availability and reserves the right to discontinue the sale of any product. The user is responsible for determining the suitability of LINAK products for a specific application. All sales are subject to the 'Standard Terms of Sale and Delivery', available on LINAK websites.

LINAK and the LINAK logotype are registered trademarks of LINAK A/S. All rights reserved.



WE IMPROVE YOUR LIFE