



BP10 User Manual

Contents

Preface	3
Safety information	5
Informations de sécurité.....	8
EU Declaration of Conformity	10
UK Declaration of Conformity.....	11
Introduction.....	12
Installation.....	13
Mounting the BP10 bracket.....	13
Pairing the remote.....	14
Initialising the system.....	14
Re-initialising the system.....	14
Replacing the battery.....	15
Disposal of LINAK products.....	16
Main groups of disposal.....	16
Disposal of batteries	16
Contact information	17

Preface

We are delighted that you have chosen a product from LINAK®.

LINAK systems are high-tech products based on many years of experience in the manufacture and development of actuators, electric control boxes, controls and chargers.

This User Manual does not address the end-user. It is intended as a source of information for the manufacturer of the equipment or system only, and it will tell you how to install, use and maintain your LINAK electronics. It is the responsibility of the manufacturer of the end-use product to provide a User Manual where relevant safety information from this manual is passed on to the end-user.

We are sure that your LINAK product/system will give you many years of problem-free operation.

Before our products leave the factory they undergo full function and quality testing. Should you nevertheless experience problems with your LINAK product/system, you are always welcome to contact your local dealer.

LINAK subsidiaries and some distributors situated all over the world have authorised service centres, which are always ready to help you.

LINAK provides a limited warranty on its products. This warranty is, however, subject to correct use in accordance with the specifications, maintenance being done correctly, and any repairs being carried out at a service centre, which is authorised to repair LINAK products. You can review the full terms of the LINAK warranty on the LINAK website www.linak.com/warranty.

Changes in installation and use of LINAK products/systems can affect their operation and durability. The products are not to be opened by unauthorised personnel.

The User Manual has been written based on our present technical knowledge. We are constantly working on updating the information and we therefore reserve the right to carry out technical modifications.

LINAK A/S

This User Manual is valid for the following products:

Controls: BP11, BP12, BP13 for recliners, and BP13 for beds

Accessories: BP10 bracket

Safety information

Please read this safety information carefully:

Be aware of the following three symbols throughout the user manual:



Warning!

Failing to follow these instructions can cause accidents resulting in serious personal injury.



Recommendations

Failing to follow these instructions can result in the product suffering damage or being ruined.



Additional information

Usage tips or additional information that is important in connection with the use of the product.

General safety instructions

Safe use of the system is possible only when the operating instructions are read completely and the instructions contained are strictly observed.

Failure to comply with instructions marked with the "NOTE" symbol may result in serious damage to the system or one of its components.



It is important for everyone who is to connect, install, or use the systems to have the necessary information and access to this User Manual. Follow the instructions for mounting – risk of injury if these instructions are not followed.



The appliance is not intended for use by young children or infirm persons without supervision.



If there is visible damage on the product it must not be installed.



Assure free space for movement of application in both directions to avoid blockade.



The appliance is only to be used with the power supply unit provided with the appliance.

Safety issues



The builder of the equipment shall ensure that the use of the component complies with relevant standards – like the Machine Directive. Care must be taken to avoid squeezing of cables as it can cause movement of the system!

**This device complies with part 15 of the FCC Rules.
Operation is subject to the following two conditions:**

- (1) This device may not cause harmful interference, and**
- (2) This device must accept any interference received, including interference that may cause undesired operation**

- **Statement – for all intentional and unintentional radiators:**

Changes or modifications not expressly approved by the party responsible for compliance could void the user's authority to operate the equipment.

- **Statement for digital devices for Class B:**

NOTE: This equipment has been tested and found to comply with the limits for a Class B digital device, pursuant to part 15 of the FCC Rules. These limits are designed to provide reasonable protection against harmful interference in a residential installation. This equipment generates, uses and can radiate radio frequency energy and, if not installed and used in accordance with the instructions it may cause harmful interference to radio communications. However, there is no guarantee that interference will not occur in a particular installation. If this equipment does cause harmful interference to radio or television reception, which can be determined by turning the equipment off and on, the user is encouraged to try to correct the interference by one or more of the following measures:

- Reorient or relocate the receiving antenna.
- Increase the separation between the equipment and the receiver.
- Connect the equipment into an outlet on a circuit different from that to which the receiver is connected.
- Consult the dealer or an experienced radio/ TV technician for help.

This device contains licence-exempt transmitter(s)/receiver(s) that comply with Innovation, Science and Economic Development Canada's licence-exempt RSS(s).

Operation is subject to the following two conditions:

- (1) this device may not cause interference, and
- (2) this device must accept any interference, including interference that may cause undesired operation of the device.

L'émetteur/récepteur exempt de licence contenu dans le présent appareil est conforme aux CNR d'Innovation, Sciences et Développement économique Canada applicables aux appareils radio exempts de licence.

- (1) l'appareil n' doit pas produire de brouillage, et
- (2) l'utilisateur de l'appareil doit accepter tout brouillage radioélectrique subi, même si le brouillage est susceptible d'en compromettre le fonctionnement.

Labeling Requirements:

This Class B digital apparatus complies with Canadian ICES-003.

Cet appareil numérique de la classe B est conforme à la norme NMB-003 du Canada.

Only for EU markets



This appliance can be used by children aged from 8 years and above and persons with reduced physical, sensory or mental capabilities or lack of experience and knowledge if they have given supervision or instruction concerning use of the appliance in a safe way and understand the hazards involved.



Children shall not play with the appliance. Cleaning and user maintenance shall not be made by children without supervision.

Only for Non EU markets



Persons who do not have the necessary experience or knowledge of the product/products must not use the product/products. Besides, persons with reduced physical, sensory or mental abilities must not use the product/products, unless they are under surveillance or they have been thoroughly instructed in the use of the apparatus by a person who is responsible for the safety of these persons.



Moreover, children must be under surveillance to ensure that they do not play with the product.

Misuse



Do not overload the actuators – this can cause danger of personal injury and damage to the system.



Do not use the actuator system for lifting persons. Do not sit or stand on a table while operating – risk of personal injury.



Do not use the system in environments other than the intended indoor use.

Informations de sécurité

Veuillez lire attentivement ces informations de sécurité :

Soyez conscient des trois symboles suivants tout au long du manuel d'utilisation :



Attention!

Le non-respect de ces instructions peut provoquer des accidents entraînant des blessures graves.



Recommandations

Le non-respect de ces instructions peut endommager ou endommager le produit.



Informations complémentaires

Conseils d'utilisation ou informations supplémentaires importantes en relation avec l'utilisation du produit.

Consignes générales de sécurité

Le non respect de ces instructions peut entraîner des accidents impliquant des blessures graves.

Ne pas suivre ces instructions peut entraîner l'endommagement ou destruction du produit.

L'utilisation en toute sécurité du système n'est possible que si l'intégralité des instructions ont été lues et ont été strictement suivies.



Le non respect de se conformer aux instructions marquées du symbole "note" peut entraîner de graves dommages au système ou à un de ses composants.

Il est important pour tout individu qui connecte, installe, ou utilise le système d'avoir les informations nécessaires et l'accès à ce manuel d'utilisation.

Suivez les instructions pour le montage – risque de blessure si ces instructions ne sont pas suivies.



L'appareil n'est pas destiné à être utilisé par des enfants ou des personnes handicapées sans surveillance.



S'il y a des dommages visibles sur le produit, l'installation ne doit pas être effectuée.



Prendre en compte lors de la construction du matériel, dans lequel l'actionneur est incorporé, qu'il ne doit y avoir aucune possibilité de blessures corporelles, telles que la compression des doigts ou des bras.




Assurez un espace libre autour du matériel pour éviter tout blocage.


Sujet de sécurité




Le constructeur de l'équipement doit s'assurer que l'utilisation du composant conforme aux normes en vigueur, comme la Directive Machines. Les soins doivent être prises pour éviter de pincer les câbles car cela pourrait entraîner des mouvements du système!

Seulement pour les marchés au sein de l'UE:

 Cet appareil peut-être utilisé par des enfants âgés de 8 ans et plus, ainsi que les personnes dont les capacités physiques, sensorielles ou mentales sont réduites ou ayant un manque d'expérience et de connaissance si elles ont bénéficié d'une surveillance ou d'instructions concernant l'utilisation de l'appareil en toute sécurité et compris les risques encourus.


 Les enfants ne doivent pas jouer avec l'appareil. Le nettoyage et l'entretien ne doivent pas être réalisés par des enfants sans surveillance.


Seulement pour les marchés hors UE:

 Les personnes qui n'ont pas l'expérience ou les connaissances nécessaires sur le ou les produit(s) ne doivent pas le ou les utiliser. Par ailleurs, les personnes ayant des capacités physiques, sensorielles ou mentales réduites ne doivent pas utiliser le ou les produit(s), sauf si elles sont sous surveillance ou ont suivi une formation approfondie de l'utilisation de l'appareil par l'individu responsable de la sécurité de ces personnes.

 De plus, les enfants doivent-être sous surveillance afin de s'assurer qu'ils ne jouent pas avec le produit.

Utilisation abusive:

 Ne surchargez pas les actionneurs – cela peut engendrer un risque de blessures corporelles et endommager le système.

 Ne pas utiliser les actionneurs pour soulever des personnes. Ne pas s'asseoir ou se tenir debout sur une table en fonctionnement – risque de blessures.

 Ne pas utiliser le système dans des environnements autres que l'utilisation intérieure prévue.

EU Declaration of Conformity

EU DECLARATION OF CONFORMITY

LINAK A/S
Smedevænget 8
DK - 6430 Nordborg

hereby declares under our sole responsibility that LINAK Actuator System (LA10) for use in adjustable recliner chairs for the purpose of raising and lowering the back and foot sections:

With main component (marked with CE)
Control unit: BLE2DC001

And options of

linear Actuator(s):

item number: 10aaaabbb00000000-cccde0ffgghij, Where - aaa can be 040 or 060; bbb can be between 25 and 150; ccc can be between 153 and 278; d can be 1, 2, 3 or 4; e can be 1, 2, 3 or X; f can be 0 or 1; gg can be any character; h can be 0 or 1; i can be any character and j can be 0 or 1.

Charging point: CP002-0500, CP003-0500 or CP100-0500

Power unit: SMPS001 or SMPS006

Handsets: BP10BL, HC05BL, HC10BL, HC1ABL, HC40BL

complies with the **Radio Equipment Directive 2014/53/EU** (*OJ L 153, 22.5.2014, p. 62–106*) according to the standard:

Art.3.1 (a) Safety:

EN 60335-1:2012 + AC:2014 + A11:2014 + A13:2017 + A1:2019 + A14:2019 + A2:2019 (Harmonized to LVD)

Art.3.1 (a) Health:

EN 62479:2010; (Harmonized to LVD)
EN 62233:2008+AC:2008

Art. 3.1(b) EMC:

ETSI EN 303 446-2 V1.2.1 (2019-10),
ETSI EN 301 489-1 V2.2.3;
ETSI EN 301 489-17 V3.2.4

Art. 3.2 Radio:

ETSI EN 300 328 V2.2.2

Complies with Directive **2011/65/EU** of the European Parliament and of the Council of 8 June 2011 on the restriction of the use of certain hazardous substances in electrical and electronic equipment (*OJ L 174, 1.7.2011, p. 88–110*) and Directive **2015/863** (*OJ L 137, 4.6.2015, p. 10–12*) (amending Annex II to Directive 2011/65/EU) according to the standard:

EN IEC 63000:2018

Nordborg, 2022-07-01

LINAK A/S

Dragan Macura
Regulatory Compliance Manager
Deskline and Homeline Segments
Authorized to compile the relevant technical documentation

Original Declaration 

UK Declaration of Conformity

UK DECLARATION OF CONFORMITY

LINAK A/S
Smedevænget 8
DK - 6430 Nordborg

hereby declares under our sole responsibility that LINAK Actuator System (LA10) for use in adjustable recliner chairs for the purpose of raising and lowering the back and foot sections:

With main component (marked with CE)
Control unit: BLE2DC001

And options of

linear Actuator(s):

item number: 10aaabbb00000000-cccde0ffgghij, Where - aaa can be 040 or 060; bbb can be between 25 and 150; ccc can be between 153 and 278; d can be 1, 2, 3 or 4; e can be 1, 2, 3 or X; f can be 0 or 1; gg can be any character; h can be 0 or 1; i can be any character and j can be 0 or 1.

Charging point: CP002-0500, CP003-0500 or CP100-0500

Power unit: SMPS006

Handsets: BP10BL, HC05BL, HC10BL, HC1ABL, HC40BL

complies with the **Radio Equipment Regulations 2017** according to the standard:

Reg. 6(1)(a) Health:
BS EN 62479:2010

Reg. 6(1)(a) Safety:
BS EN 60335-1:2012+A15:2021

Reg. 6(1)(b) EMC:
ETSI EN 303 446-2 V1.2.1 (2019-10),
ETSI EN 301 489-1 V2.2.3;
ETSI EN 301 489-17 V3.2.4

Reg. 6(2) Radio:
ETSI EN 300 328 V2.2.2

Complies with **The Restriction of the Use of Certain Hazardous Substances in Electrical and Electronic Equipment Regulations 2012** according to the standard:
BS EN IEC 63000:2018

Nordborg, 2022-07-01

LINAK A/S
Dragan Macura
Regulatory Compliance Manager
Deskline and Homeline Segments
Authorized to compile the relevant technical documentation

Original Declaration 

Introduction

The Control Unit BP10 product series is designed for the control of recliner chairs with the LA10 system. The control unit is a small hand-held control which can optionally be placed in a bracket in the recliner chair and used as a panel. The control unit is available in three different version - BP11, BP12 and BP13 - controlling 1, 2 or 3 channels, respectively.

The Control Unit BP10 product series combines ergonomic design and functionality into a user-friendly control with intuitive buttons.



BP11



BP12



BP13 (recliner)



BP13 (bed)



BP10 bracket

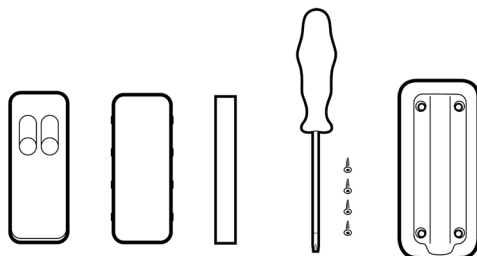
Installation

Mounting the BP10 bracket

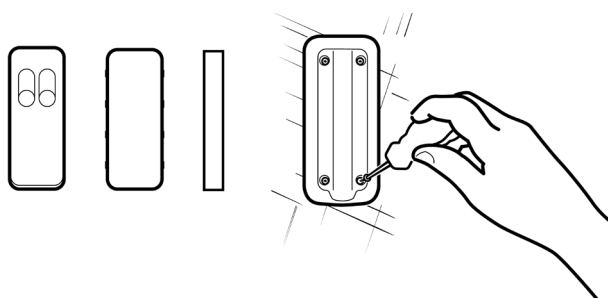
The bracket consists of four parts. A screwdriver and four screws are needed for mounting the bracket.

Screw specifications:

Countersunk 45°, flat head, max. $\varnothing 3.5$ mm.



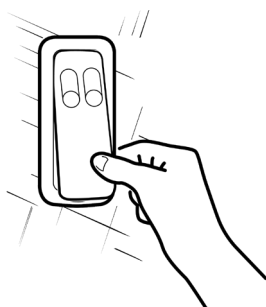
1. Use four screws to mount the main part of the bracket on the recliner.



2. Place the metal plate in the bracket first and then click the plastic top into the bracket.



3. Place the control unit in the bracket.

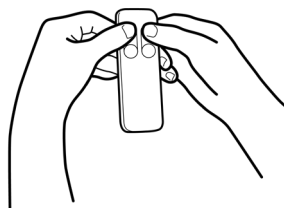


The control unit is attached to the bracket via a built-in magnet. It can easily be removed from the bracket and used as a remote hand control.

Pairing the remote

When connecting the system to power, it will automatically be in pairing mode for three minutes. The pairing mode stops when a paired remote sends a command.

1. Press the two upper buttons of the control unit to pair it with the system.
For BP11: press the 'up' and the 'down' buttons.



If you need to get the system into pairing mode, unplug the system, wait for 10 seconds, and plug the power cable back in.



There is no need to initialise the system when setting it up for the first time. You just need to connect it and pair the control.

Initialising the system

1. Push the "down" button on the control unit for the actuator that must be initialised and drive the actuator to its inner position.
2. Release the button on the control unit.

If more than one actuator is connected, the same must be done with the other channels by pressing the matching "down" button on the control unit. The system is now ready for use.

Re-initialising the system

If the system needs to be re-initialised, please follow this procedure:

1. Press and hold the "down" button for 10 seconds to make the actuator initialise – the actuator can now drive outwards.

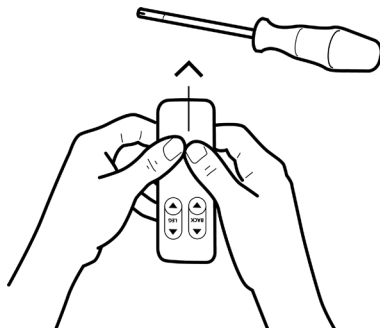
Replacing the battery



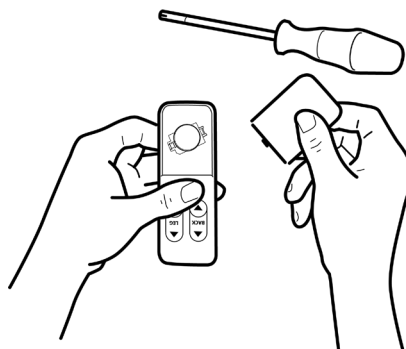
This product contains a coin battery. A coin battery can cause serious internal chemical burns if swallowed.

The CR2032 battery can be replaced when needed.


1. Press the battery cover down and slide to loosen it.



2. Remove the battery cover.

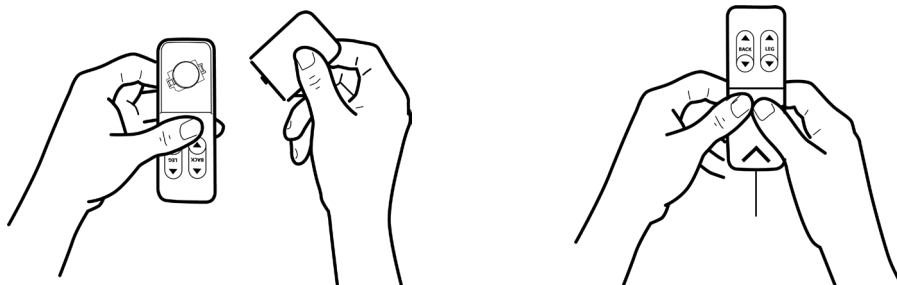


3. Use a screwdriver to remove the old battery.



4. Insert a new CR2032 battery.

5. Put the battery cover back in place.



Dispose of used batteries immediately. Keep new and used batteries away from children. If you think batteries might have been swallowed or placed inside any part of the body, seek immediate medical attention.

Disposal of LINAK products

As LINAK customers often ask us how our products can be disposed of or scrapped we have prepared this guidance that enables a classification to different waste fractions for recycling or combustion.

Guidance

We recommend that our products be disassembled as much as possible and divided into different waste groups for recycling or combustion.

For example, waste can be sorted into metals, plastics, cable scrap, combustible material and recoverable resources.

Some of these main groups can be further divided into subgroups; e.g. metal can be divided into steel/aluminium/copper and plastic can be divided into ABS/PA/PE/PP.

As an example, the table below breaks down the different components in LINAK products to various recycling groups:

Product	Components	Recycling group
Column / Actuator	Spindle and motor Plastic housing Cable PC boards	Metal scrap Plastic recycling or combustion Cable scrap or combustion Electronics scrap
Control box	PC boards Plastic housing Cable Transformer	Electronics scrap Plastic recycling or combustion Cable scrap or combustion Metal scrap
Handset / Control	Plastic housing Cable PC boards	Plastic recycling or combustion Cable scrap or combustion Electronics scrap

By now, almost all our cast plastic parts are supplied with an interior code for plastic types and fibre contents, if any.

Main groups of disposal

Product main groups	Metal scrap	Cable scrap	Electronics scrap	Plastic recycling or combustion	Comments
BP11, BP12, BP13	X		X	X	
Bracket for BP10				X	

Disposal of batteries

Details regarding safe disposal of used and leaking batteries:

Batteries should be disposed in accordance with appropriate federal, state and local regulations. LINAK recommends that used or leaking batteries are disposed through local recycling system. Please do not throw used or leaking batteries in normal household waste or in nature. This will cause damage to the environment.

How to deal with leaking batteries

Leaking batteries should be disposed as described above.

If leaking batteries are discovered in the product, the batteries must be removed at once to minimise damage to the product. If leaking batteries are left in the product, it become defective.

It is recommended to use plastic gloves when handling leaking batteries. The contents of a leaking batteries can cause chemical burns and respiratory irritation.

If exposed to the contents of a leaking battery, please wash with soap and water. If irritation persists, please seek medical attention. In case of eye contact, please flush eyes thoroughly with water for 15 minutes and seek medical attention.

FACTORIES**DENMARK - HEADQUARTERS**

LINAK A/S
 PHONE: +45 73 15 15 15
 FAX: +45 74 45 80 48
 FAX (SALES): +45 73 15 16 13
 WWW.LINAK.COM

CHINA

LINAK (SHENZHEN) ACTUATOR SYSTEMS, LTD.
 PHONE: +86 755 8610 6656
 PHONE: +86 755 8610 6990
 WWW.LINAK.CN

SLOVAKIA

LINAK SLOVAKIA S.R.O.
 PHONE: +421 51 7563 444
 WWW.LINAK.SK

THAILAND

LINAK APAC LTD.
 PHONE: +66 33 265 400
 WWW.LINAK.COM

USA

LINAK U.S. INC.
 AMERICAS HEADQUARTERS
 PHONE: +1 502 253 5595
 FAX: +1 502 253 5596
 WWW.LINAK-US.COM
 WWW.LINAK-LATINAMERICA.COM

SUBSIDIARIES**Australia**

LINAK Australia Pty. Ltd
 Phone: +61 3 8796 9777
 Fax: +61 3 8796 9778
 E-mail: sales@linak.com.au
 www.linak.com.au

Austria

LINAK Repräsentanz - Österreich (Wien)
 Phone: +43 (1) 890 7446
 Fax: +43 (1) 890 7446 15
 E-mail: info@linak.de
 www.linak.at - www.linak.hu

Belgium

LINAK Actuator-Systems NV/SA
 (Belgium & Luxembourg)
 Phone: +32 (0)9 230 01 09
 E-mail: beinfo@linak.be
 www.linak.be - www.fr.linak.be

Brazil

LINAK Do Brasil Comércio De Atuadores Ltda.
 Phone: +55 (11) 2832 7070
 Fax: +55 (11) 2832 7060
 E-mail: info@linak.com.br
 www.linak.com.br

Canada

LINAK Canada Inc.
 Phone: +1 502 253 5595
 Fax: +1 416 255 7720
 E-mail: info@linak.ca
 www.linak-us.com

Czech Republic

LINAK C&S s.r.o.
 Phone: +42 058 174 1814
 Fax: +42 058 170 2452
 E-mail: info@linak.cz
 www.linak.cz - www.linak.sk

Denmark - International

LINAK International
 Phone: +45 73 15 15 15
 E-mail: info@linak.com
 www.linak.com

Denmark - Sales

LINAK DANMARK A/S
 Phone: +45 86 80 36 11
 Fax: +45 86 82 90 51
 E-mail: linak@linak-silkeborg.dk
 www.linak.dk

Finland

LINAK OY
 Phone: +358 10 841 8700
 E-mail: linak@linak.fi
 www.linak.fi

France

LINAK FRANCE E.U.R.L
 Phone: +33 (0) 2 41 36 34 34
 Fax: +33 (0) 2 41 36 35 00
 E-mail: linak@linak.fr
 www.linak.fr

Germany

LINAK GmbH
 Phone: +49 6043 9655 0
 Fax: +49 6043 9655 60
 E-mail: info@linak.de
 www.linak.de

India

LINAK A/S India Liaison Office
 Phone: +91 120 4531797
 Fax: +91 120 4786428
 E-mail: info@linak.in
 www.linak.in

Ireland

LINAK UK Limited (Ireland)
 Phone: +44 (0)121 544 2211
 Fax: +44 (0)121 544 2552
 +44 (0)796 855 1606 (UK Mobile)
 +35 387 634 6554

(Republic of Ireland Mobile)

E-mail: sales@linak.co.uk
 www.linak.co.uk

Italy

LINAK ITALIA S.r.l.
 Phone: +39 02 48 46 33 66
 Fax: +39 02 48 46 82 52
 E-mail: info@linak.it
 www.linak.it

Japan

LINAK K.K.
 Phone: 81-45-533-0802
 Fax: 81-45-533-0803
 E-mail: linak@linak.jp
 www.linak.jp

Malaysia

LINAK Actuators Sdn. Bhd.
 Phone: +60 4 210 6500
 Fax: +60 4 226 8901
 E-mail: info@linak-asia.com
 www.linak.my

Netherlands

LINAK Actuator-Systems B.V.
 Phone: +31 76 5 42 44 40 /
 +31 76 200 11 10
 E-mail: info@linak.nl
 www.linak.nl

New Zealand

LINAK New Zealand Ltd
 Phone: +64 9580 2071
 Fax: +64 9580 2072
 E-mail: nzsales@linak.com.au
 www.linak.com.au

Norway

LINAK Norge AS
 Phone: +47 32 82 90 90
 E-mail: info@linak.no
 www.linak.no

Poland

LINAK Polska
 LINAK Danmark A/S (Spółka Akcyjna)
 Phone: +48 22 295 09 70 /
 +48 22 295 09 71
 E-mail: info@linak.pl
 www.linak.pl

Republic of Korea

LINAK Korea Ltd.
 Phone: +82 2 6231 1515
 Fax: +82 2 6231 1516
 E-mail: info@linak.kr
 www.linak.kr

Russia

LINAK LLC
 Phone: +7 495 780 3161
 Fax: +7 495 687 1426
 E-mail: info@linak.ru
 www.linak.ru

Slovakia

LINAK SLOVAKIA S.R.O.
 Phone: +421 51 7563 444
 www.linak.sk

Spain

LINAK Actuadores, S.L.u
 Phone: +34 93 588 27 77
 Fax: +34 93 588 27 85
 E-mail: esma@linak.es
 www.linak.es

Sweden

LINAK Scandinavia AB
 Phone: +46 8 732 20 00
 Fax: +46 8 732 20 50
 E-mail: info@linak.se
 www.linak.se

Switzerland

LINAK AG
 Phone: +41 43 388 31 88
 Fax: +41 43 388 31 87
 E-mail: info@linak.ch
 www.linak.ch - www.fr.linak.ch
 www.it.linak.ch

Taiwan

LINAK (Shenzhen) Actuator systems Ltd.
 Taiwan Representative office
 Phone: +886 2 272 90068
 Fax: +886 2 272 90096
 E-mail: sales@linak.com.tw
 www.linak.com.tw

Turkey

LINAK İth. İhr. San. ve Tic. A.Ş.
 Phone: +90 312 4726338
 Fax: +90 312 4726635
 E-mail: info@linak.com.tr
 www.linak.com.tr

United Kingdom

LINAK UK Limited
 Phone: +44 (0)121 544 2211
 Fax: +44 (0)121 544 2552
 E-mail: sales@linak.co.uk
 www.linak.co.uk

DISTRIBUTORS**Argentina**

NOVOTEC ARGENTINA SRL
 Phone: 011-4303-8989 / 8900
 Fax: 011-4032-0184
 E-mail: info@novotecargentina.com
 www.novotecargentina.com

Colombia

MEM Ltda
 Phone: +[57] (1) 334-7666
 Fax: +[57] (1) 282-1684
 E-mail: servicioalcliente@memltda.com.co
 www.mem.net.co

India

Mechatronics Control Equipments India Pvt Ltd
 Phone: +91-44-28558484, 85
 E-mail: bala@mechatronicscontrol.com
 www.mechatronicscontrol.com

Indonesia

PT. HIMALAYA EVEREST JAYA
 Phone: +6 221 544 8956,
 +6 221 544 8965
 Fax: +6 221 619 1925
 Fax (Sales): +6 221 619 4658
 E-mail: hejplastic-div@centrin.net.id
 www.hej.co.id

Israel

NetivTech LTD
 Phone: +972 55-2266-535
 Fax: +972 2-9900-560
 Email: info@NetivTech.com
 www.netivtech.com

Russia

OOO FAM
 Phone: +7 812 3319333
 Fax: +7 812 3271454
 E-mail: purchase@fam-drive.ru
 www.fam-drive.ru

Singapore

Servo Dynamics Pte Ltd
 Phone: +65 6844 0288
 Fax: +65 6844 0070
 E-mail: servodynamics@servo.com.sg

South Africa

Industrial Specialised Applications CC
 Phone: +27 011 466 0346
 E-mail: gartht@isagroup.co.za
 www.isaza.co.za

United Arab Emirates

Mechatronics
 Phone: +971 4 267 4311
 Fax: +971 4 267 4312
 E-mail: mechtron@emirates.net.ae

Terms of use

LINAK® takes great care in providing accurate and up-to-date information on its products. However, the user is responsible for determining the suitability of LINAK® products for a specific application. Due to continuous development, LINAK products are subject to frequent modifications and changes. LINAK reserves the rights to conduct modifications, updates, and changes without any prior notice. For the same reason, LINAK cannot guarantee the correctness and actual status of imprinted information on its products. LINAK uses its best efforts to fulfil orders. However, for the reasons mentioned above, LINAK cannot guarantee availability of any particular product at any given time. LINAK reserves the right to discontinue the sale of any product displayed on its website or listed in its catalogues or in other written material created and produced by LINAK, LINAK subsidiaries, or LINAK affiliates. All sales are subject to the 'Standard Terms of Sale and Delivery for LINAK A/S'. Please contact LINAK for a copy. LINAK and the LINAK logotype are registered trademarks of LINAK A/S. All rights reserved.



WE IMPROVE YOUR LIFE