



# DESKLIFT™ DL16 IC

## Data sheet

# DESKLIFT™ DL16 IC

The DESKLIFT™ DL16 IC (Integrated Controller) is a compact three-part lifting column with rectangular profiles based on our well-known DL16 column. It is an upside down column, where the smallest profile is mounted on the foot construction. The DL16 IC is a perfect choice for adjustable economy office desks using only two columns but having a need for the maximum adjustment range. The DL16 IC lifting column has the same mounting holes as the two-part DL15 IC column. Thus, they can be used in the same tabletop construction.

The DL16 IC column is available in three standard colours (black, grey and white) - and can optionally be delivered in other colours.

An IC system consists of two columns, a master column and a follower column connected via a motor cable. The master column has a built-in control PCB; thus, no separate control box must be mounted in an IC system. The mains supply is an external SMPS (Switch Mode Power Supply) unit, and a variety of desk panels can be used for adjusting the desk.



## Features:

- Compact design where guide and actuator function are an integrated unit
- Reinforced column and optimised motor housing design for extra strength and stability
- Max. load: 500 N per column
- Max. speed: 38 mm/s unloaded
- Standard installation dimension: 560 mm
- Standard stroke length: 650 mm
- Dimensions column: 50 x 80 mm (outer profile), 43.5 x 73.5 mm (middle profile) and 37 x 67 mm (inner profile)
- Dimension motor housing: 177 x 97 x 46 mm
- Colour: Available in black (RAL 9005), grey (RAL 9006) or white (RAL 9016)
- Low noise level

## Options:

- Available as DESKLIFT™ SetPack

## Usage:

- 2 parallel drive with one DL16 IC Master and one DL16 IC Follower, and an external power supply (SMPS001 (230 V), an SMPS002 (120 V) or an SMPS006 (Universal))
- Duty cycle: 10 % ≈ 2 minutes continuous use at full load, followed by 18 minutes pause
- Ambient temperature: 10 to 40 °C
- Storage and transportation temperature: -10 to +70 °C
- Compatible with DESKLINE® controls
- Compatible with the Kick & Click™ mounting solution
- System compliance, see the Declaration of Conformity in the User Manual



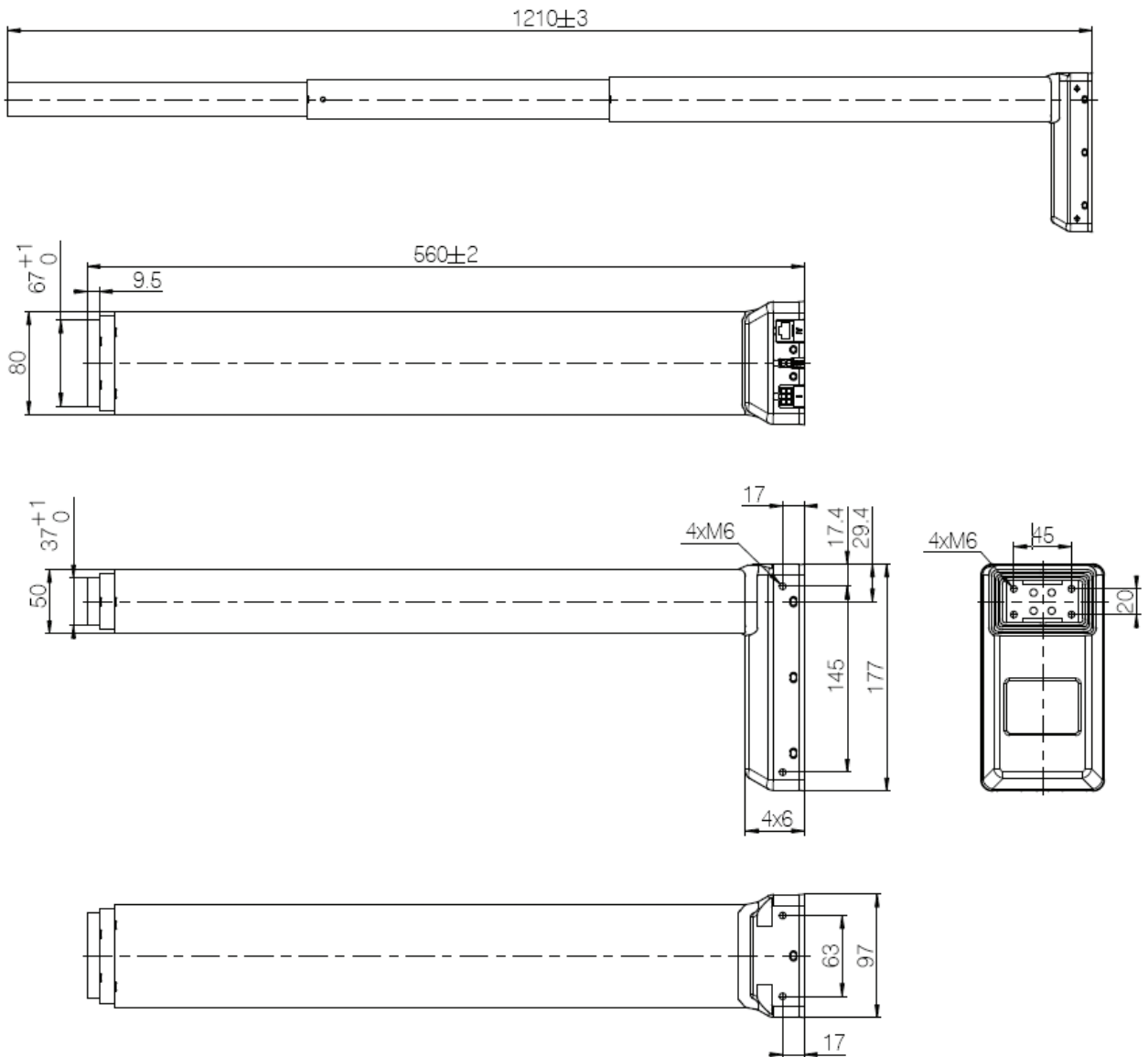
Be aware that, when a desk panel with display is used, the light intensity must be configured to 50 % before use.

With a fully retracted length of 560 mm and a stroke length of 650 mm, it is possible for a standard system to obtain an adjustment range of the tabletop from e.g. 600 to 1250 mm. Thus, the desk can be used for sitting as well as for standing types of work.

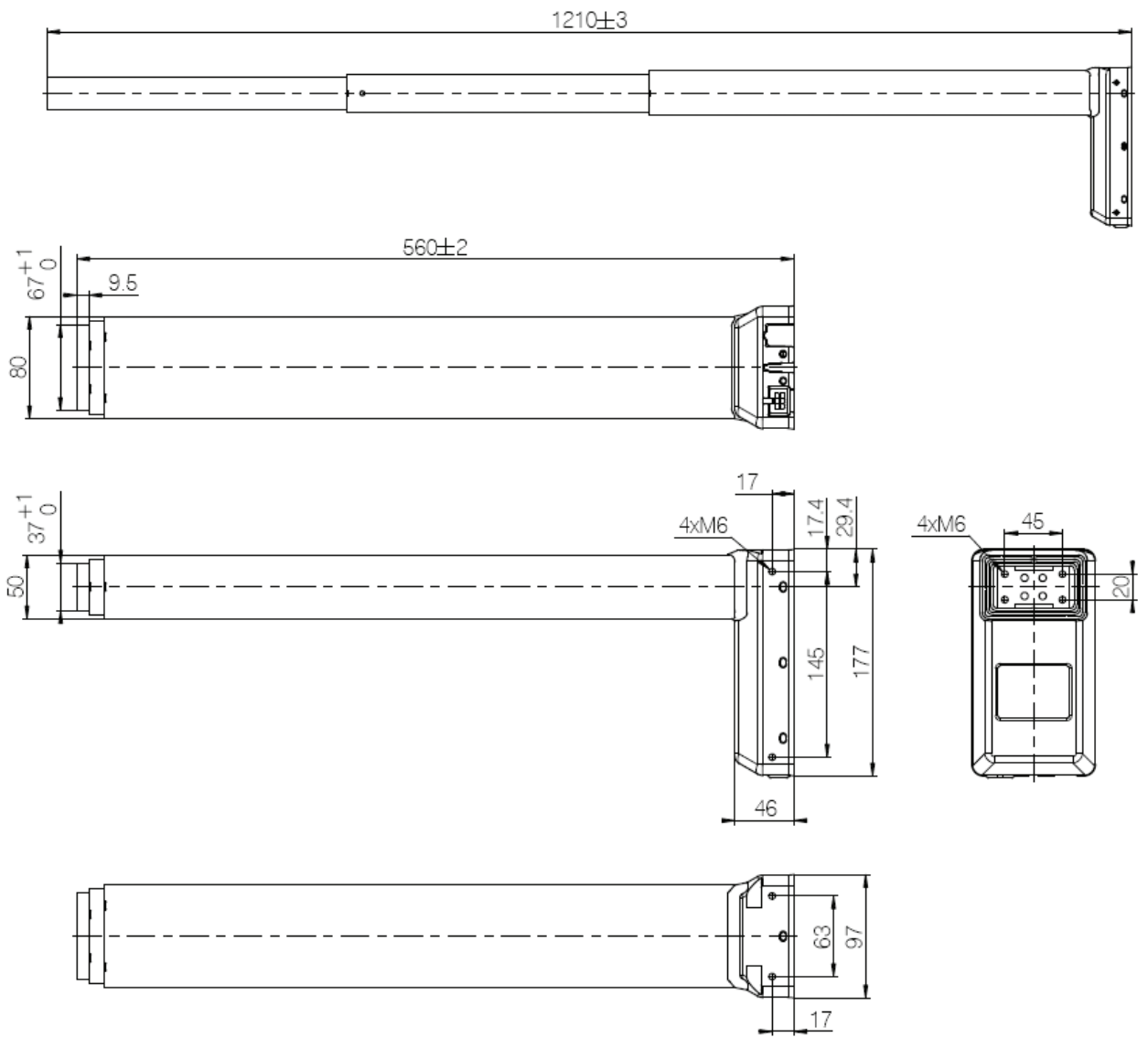
## Dimensional drawings



All measurements are without powder coating.

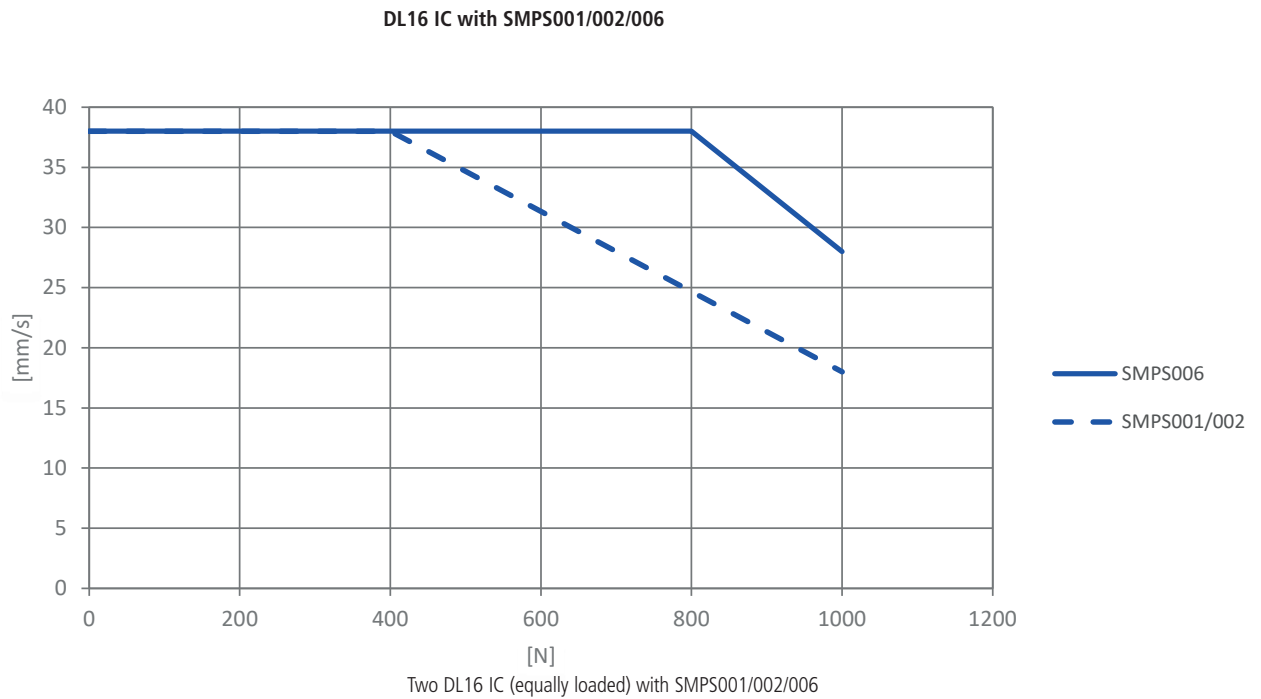


DL16 IC Master dimensions (mm)



DL16 IC Follower dimensions (mm)

## Performance curve



The data above is measured in connection with two DL16 IC lifting columns and SMPS001/002/006.  
The desk is driving upwards.



The curves above apply to a centrally placed load. With moment load, there will be increased friction in the columns, which will reduce the lifting force correspondingly.



The end-stop system in the DL16 IC is based on a buffer system, meaning that you must be aware of the lengths when initialising. The products must be able to drive:

Inward direction: Installation dimension - tolerances - 5 mm

Outward direction: Installation dimension + stroke length + tolerances + 5 mm

### Ordering example:

<b>DL16</b>	<b>0</b>	<b>0</b>	<b>0</b>	<b>B</b>	<b>0</b>	<b>M</b>	<b>650</b>	<b>560</b>	
									<b>Installation dim.:</b> 560 = 560 mm (Standard)
									<b>Stroke length:</b> 650 = 650 mm (Standard)
									<b>Motor type:</b> M = IC Master S = IC Follower
									<b>Option:</b> 0 = Standard
									<b>Colour:</b> A = Grey (RAL 9006) B = Black (RAL 9005) D = White (RAL 9016)
									<b>Mounting bracket:</b> 0 = None
									<b>Option:</b> 0 = Standard
									<b>Spindle type:</b> 0 = 20 mm pitch (Standard)



All cables for creating a fully connected DESKLINE system must be ordered separately.  
We offer a range of different versions and lengths. For more information such as ordering number and cable lengths, please contact your local LINAK.

LINAK® accepts no responsibility for possible errors or inaccuracies in catalogues, brochures, and other material. LINAK reserves the right to change its products without prior notice. LINAK cannot guarantee product availability and reserves the right to discontinue the sale of any product. The user is responsible for determining the suitability of LINAK products for a specific application. All sales are subject to the 'Standard Terms of Sale and Delivery', available on LINAK websites.

LINAK and the LINAK logotype are registered trademarks of LINAK A/S. All rights reserved.