



Desklift DL15IC Data sheet

DL15IC

The DESKLIFT™ DL15IC (Integrated Controller) is a compact 2-part lifting column, based on our well-known column DL15. The DL15IC is a perfect choice for economy office desks using only 2 columns, and requiring a stroke length of maximum 500 mm.

The DL15IC system is a set consisting of a master column where the control PCB is built in and a slave column that is connected to the master column via a motor cable. The mains supply is an external SMPS (Switch Mode Power Supply) unit. A variety of Desk Panels can be used for adjusting the desk.



Features:

- Compact design where the guide and actuator function are an integrated unit
- Reinforced column and optimised motor housing design for extra strength and stability
- Max. thrust 500 N per column
- Max. speed: 38 mm/s unloaded
- Standard installation dimension 645 mm
- Standard stroke length 500 mm
- Dimensions column: 43.5 mm x 73.5 mm (outer tube) and 37 mm x 67 mm (inner tube)
- Dimension motor housing: 177 x 97 x 46 mm
- Bending moment: $M_y = \max. 150 \text{ Nm}$ dynamic
- Colour: Available in black (RAL 9005), silver grey (RAL 9006) or white (RAL9016)
- Low noise level

Options:

- Compatible with the Kick & Click™ mounting solution

Usage:

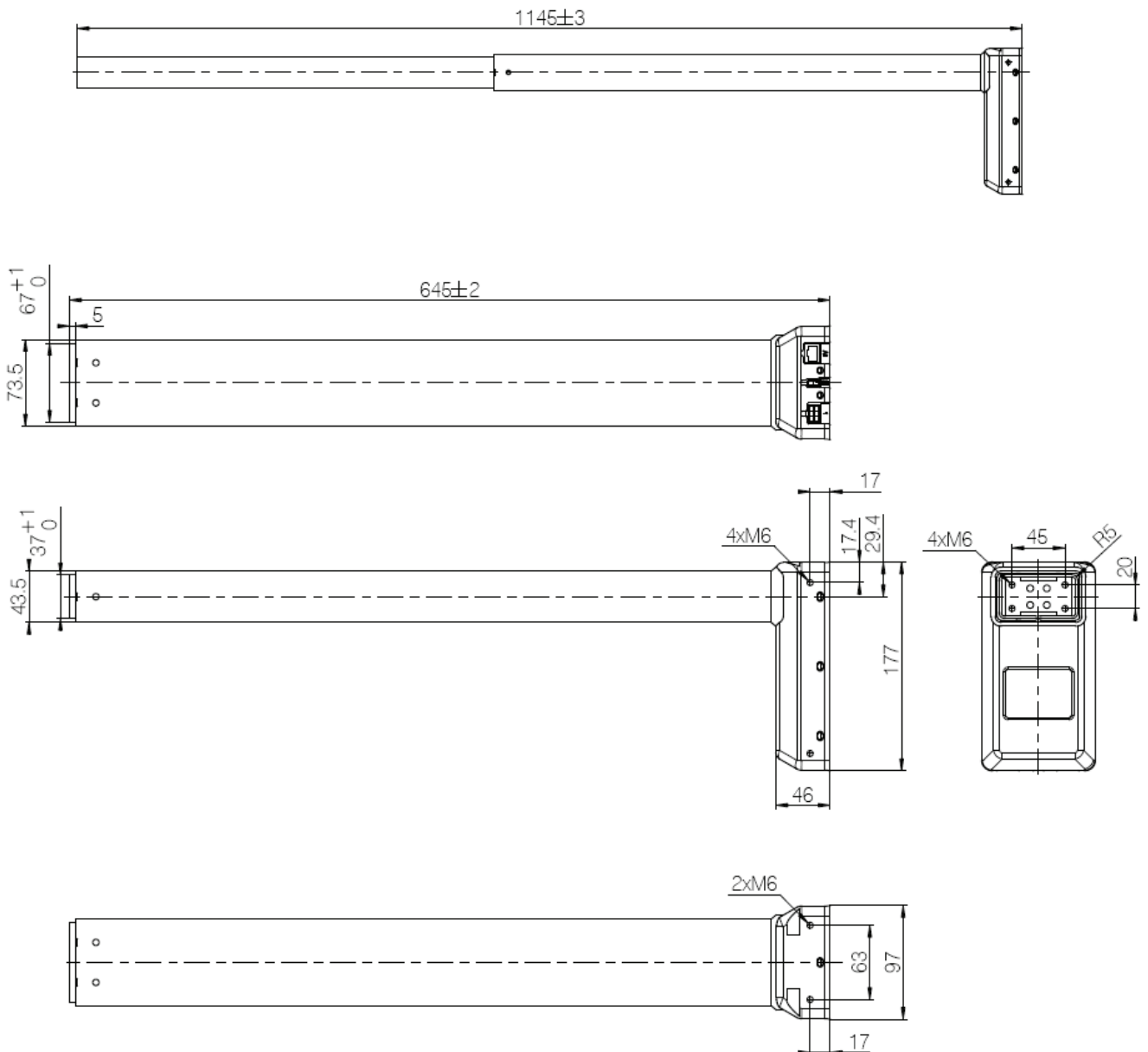
- 2 parallel drive with one DL15IC master and 1 DL15IC slave and external SMPS001 (230V), SMPS002 (120V) or SMPS006 (Universal)
- Duty cycle: 10% ~ 6 min. per hour or 2 min. continuous use at full load
- Ambient temperature: +10° to +40° C
- Compatible with DESKLINE® controls
- Approved according to EN 60335-1 and UL 962
- Storage and transport temperature: -10° C to +70° C

Technical specifications

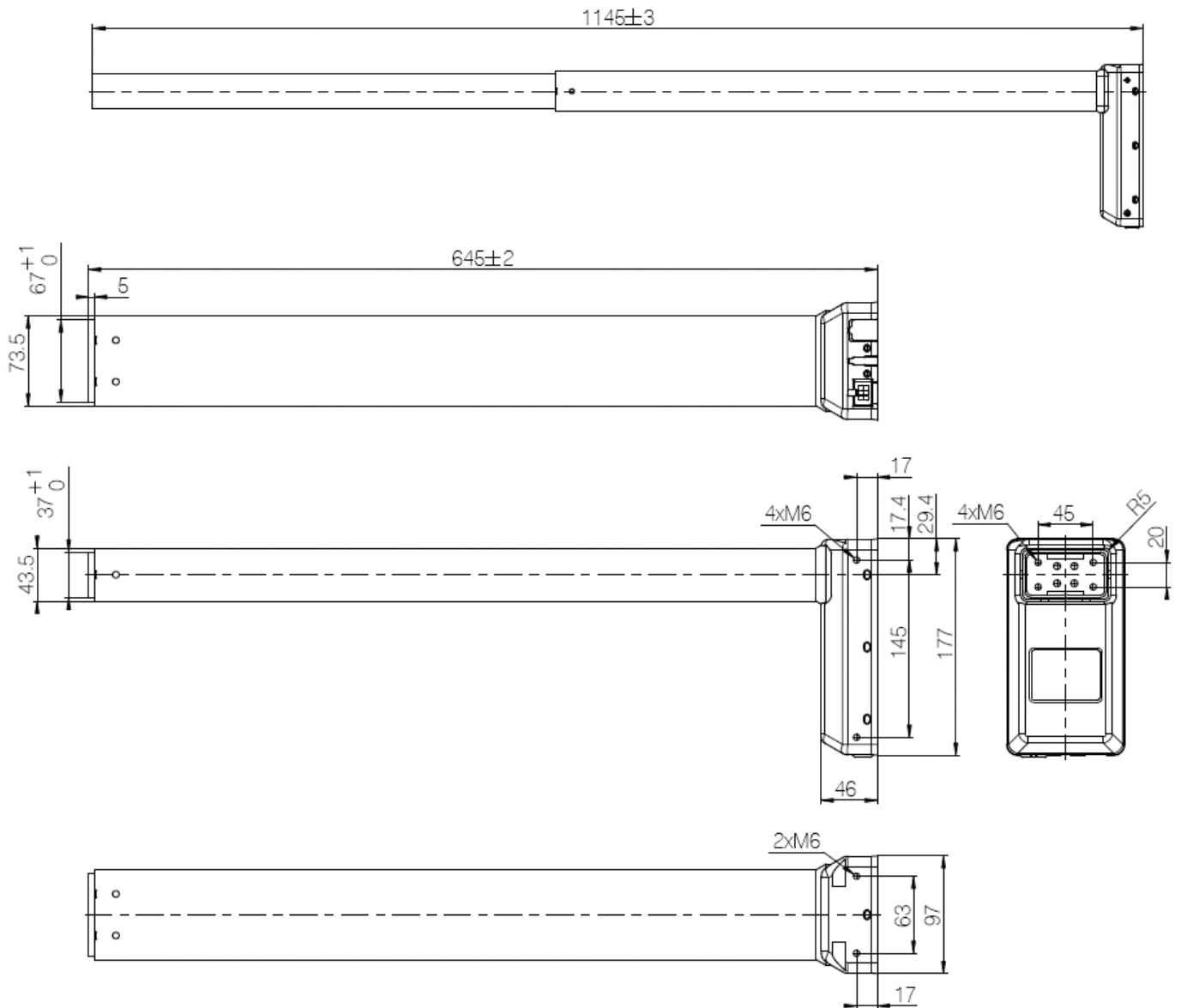
Type/ Application	Max. Thrust pr. DL (N)	Self locking pr. DL (N)	Speed at 0 load [mm/s]	Duty cycle [%]	Spindle pitch [mm]	Stroke length [mm]	Built-in length [mm]
DL15IC	500	500	38	10	20	500	645

The above measurements are made in connection with the SMPS001/002.

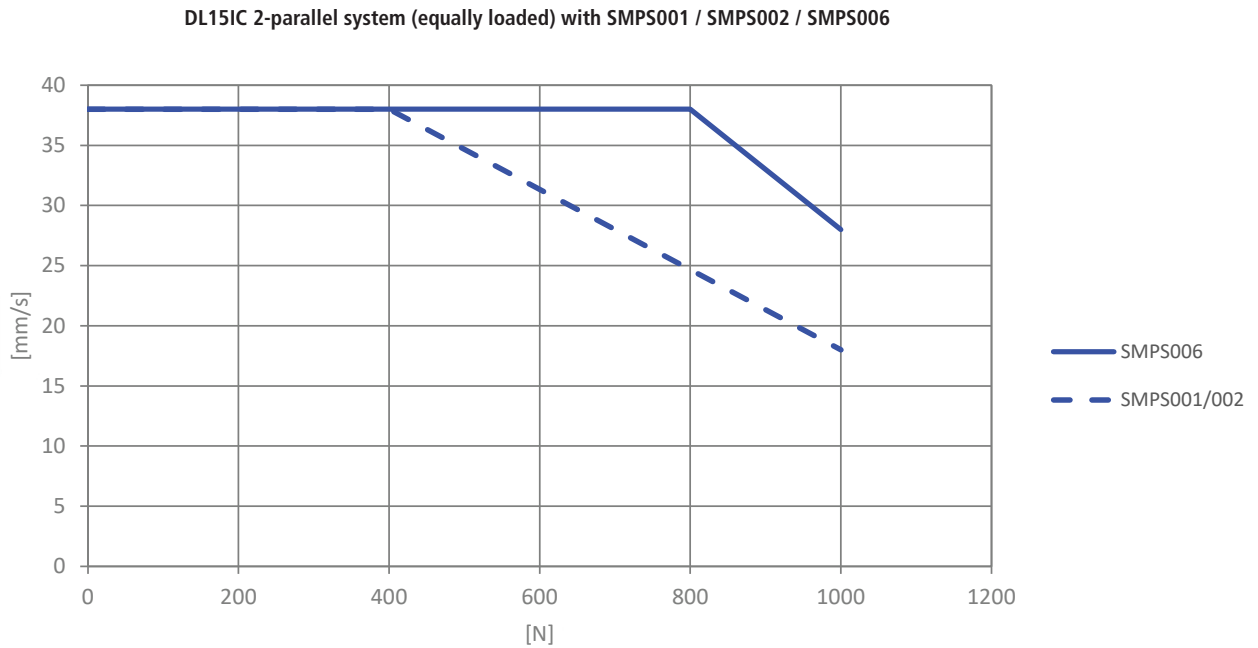
Dimensions, DL15IC Master:



Dimensions, DL15IC Slave



Curves DL15IC with SMPS001/002/006



The above data are measured in connection with 2 x DL15IC lifting units and SMPS001/002/006.



The above curves apply to a centrally placed load. With moment load the friction in the columns will be increased, which will reduce the lifting force correspondingly.

The end-stop system in the DL15IC is based on a buffer system meaning that you must be aware of the lengths when initialising. The products must be able to drive:

Inward direction: built-in dimension - tolerances - 5 mm
Outward direction: built-in dimension + stroke length + tolerances + 5 mm

Ordering example:

DL15	0	0	0	B	N	M	500	645	
									Installation dim.: 645 = 645 mm (Standard)
									Stroke length: 500 = 500 mm (Standard)
									Motor type: M = IC Master S = IC Slave
									Option: N = No Crossbar
									Colour: A = RAL 9006. Grey, Gloss 30 B = RAL 9005. Black, Gloss 30 D = RAL 9016. White, Gloss 30
									Mounting bracket: 0 = None
									Option: 0 = Standard
									Spindle type: 0 = 20 mm pitch (Standard)



All cables for creating a fully connected DESKLINE system must be ordered separately.
We offer a range of different versions, for more information as ordering number and length of the cables please contact your local LINAK.

Terms of use

The user is responsible for determining the suitability of LINAK products for specific application. LINAK takes great care in providing accurate and up-to-date information on its products.

However, due to continuous development in order to improve its products, LINAK products are subject to frequent modifications and changes without prior notice. Therefore, LINAK cannot guarantee the correct and actual status of said information on its products.

While LINAK uses its best efforts to fulfil orders, LINAK cannot, for the same reasons as mentioned above, guarantee the availability of any particular product. Therefore, LINAK reserves the right to discontinue the sale of any product displayed on its website or listed in its catalogues or other written material drawn up by LINAK.

All sales are subject to the Standard Terms of Sale and Delivery for LINAK. For a copy hereof, please contact LINAK.