



Service Data Tool 2 for LINAK COXX  
Control Boxes, PJ2, Battery and  
CO-Link™ system  
**Data sheet**

# COXX, PJ2, Battery and CO-Link™ system

---

## Service Data Tool ensures efficient maintenance of healthcare applications.

Service data tool enables easy read out of service data from the COXX, PJ2, Battery and CO-Link.

User friendly graphics gives easy understanding of data and shift between sections.

Efficient maintenance procedures is ensured by easy access to

- Knowledge about tear and wear
- Fault finding tool
- Easy service visit reports
- Service data



---

## Features and Options:

- Read out service data on laptop via Service data tool
- Information about wear and tear helps ensure the application functionality at all times
- Actuator life time information is read out of the COXX control box.
- Intelligent work counter sums up the work done by the actuators and considers how much the actuators have been loaded
- Overload information about why the application has stopped reduces number of service visits
- Easy service visit reports for documentation of service visit
- Keep updated service data also when replacing the control box or an actuator
- Trouble shooting section with error indication and log file to send for further technical support
- Help icon for easy data explanation
- Information icon e.g. for adding checklist for Service Technician to follow

- For mobile applications or applications with battery backup the battery section indicates battery life and actual charging state
- Read out service data of up to 6 actuators with PJ2 Junction box connected.
- Read out service data of up to 12 actuators with CO-Link system connecting a primary and secondary COXX, 2 x PJ2 Junction box and batteries








## Usage:

- Compatible with COXX, BA16, BA19 (PCP 2.0) BA21, CO-Link
- WIN 7 compatible

## Service Data Tool user interface

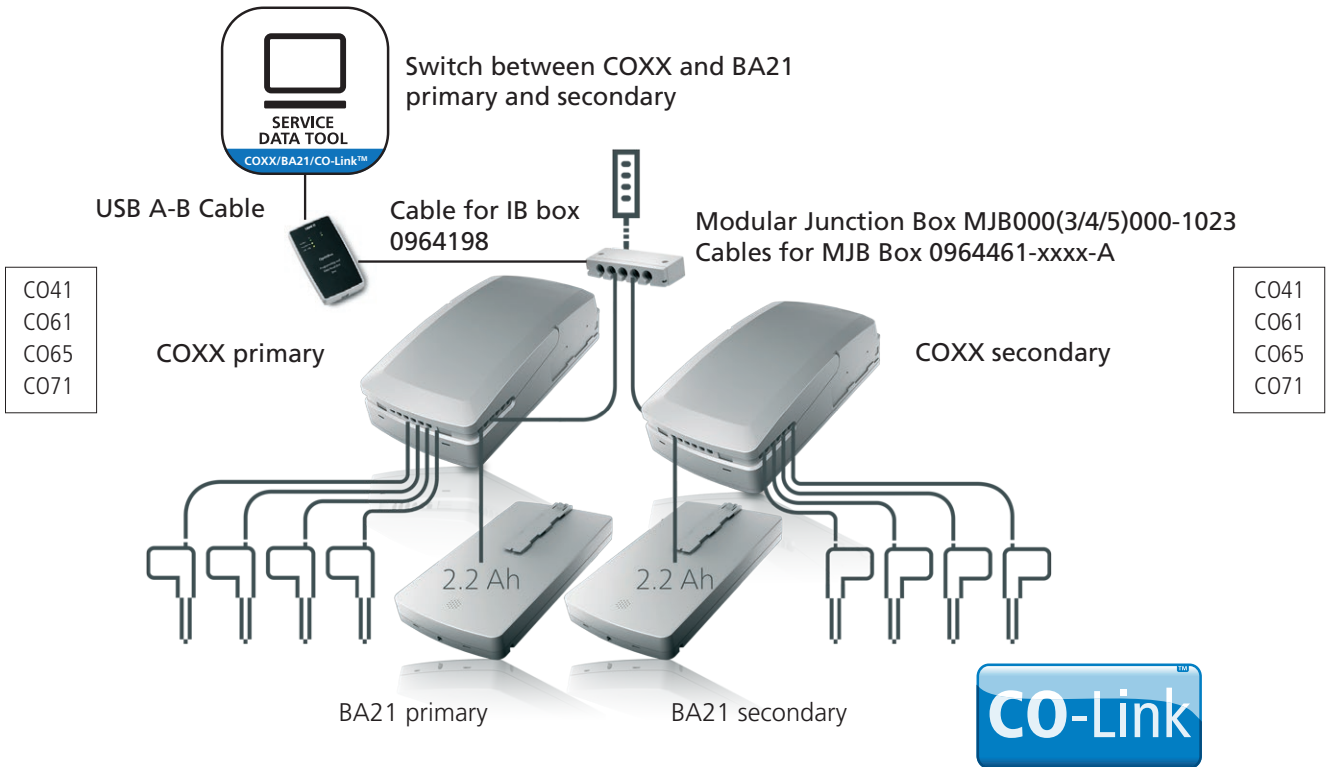
The Service data tool for COXX is developed with focus on user friendly design which is easy to use.

Information is divided into sections as below:

SYMBOL	EXPLANATION
	For quick and easy overview of actuators info and fatal error status.
	For detailed information about the actuators' statistical service data. For refreshing data from the control unit connected. For update of information when replacing the actuator.
	For detailed information about hand control signals and codes.
	For service reporting, production number, software number, item number of the application. Saving complete relevant information for actuators data and service.
	Intended for trained or authorized service technicians only. For update of actuator info if the control is replaced to maintain service data. For update of information when replacing the actuator.
	For detailed information about errors on the actuator, control box or the controls. Easy download of log file to send for further technical support
	This section is only visible when COXX is connected to a battery. For indication of battery life, charging state and use.
	This section is only visible, if the control box software specifies actuators used on Port Junction box PJ2. For detailed information about Port Junction box.

**System example:**

**Service Data tool COXX, Battery and 8 channels solution:**



Batteries supported in SDT	PCP 1.0	PCP 2.0
BA16		X
BA19		X
BA21	X	X

The version number on the product label will tell the PCP version  
 If the version number is 1.xx or less, the battery is PCP 1.0  
 If the version number is 2.xx or more, the battery is PCP 2.0

Please remember to order cables, the modular junction box and the IB300001 box for data read-out from COXX to laptop.

Article number	Product
IB300001	Box for data read out from COXX primary or COXX secondary to laptop
MJB000 (3/4/5) 000-1023	Modular Junction box for connection of Service data tool and footswitch, hand control or other OpenBus™ accessories
0964198	Cable for usage of service data tool (from MJB to IB300001 box)
0964461-xxxx-A SML912497-A	Cable for connection of MJB to COXX: Straight, RAL 7035, Modular Jack, RAL7035, Modular jack, length xxx mm Splitter mains cable for COXX primary and COXX secondary

Copyright © LINAK 2020.01 MA MB-02-707-C Chapter XXX

**Terms of use**  
 The user is responsible for determining the suitability of LINAK products for specific application. LINAK takes great care in providing accurate and up-to-date information on its products.  
 However, due to continuous development in order to improve its products, LINAK products are subject to frequent modifications and changes without prior notice. Therefore, LINAK cannot guarantee the correct and actual status of said information on its products.  
 While LINAK uses its best efforts to fulfill orders, LINAK cannot, for the same reasons as mentioned above, guarantee the availability of any particular product. Therefore, LINAK reserves the right to discontinue the sale of any product displayed on its website or listed in its catalogues or other written material drawn up by LINAK.  
 All sales are subject to the Standard Terms of Sale and Delivery for LINAK. For a copy hereof, please contact LINAK.