


Kick & Click[™]

Data sheet

Kick & Click™

The Kick & Click™ system is the smart and intuitive solution for mounting DESKLIFT™ columns to the tabletop. The solution is perfect for various office desks. The unique feature of Kick & Click is the way of mounting. Click the system together without using tools and screws, simply clever. Kick & Click is a modular concept compatible with all DESKLINE® columns with motor housing leaving the design to the desk manufacturer. Kick & Click comes standard in 3 versions: Kick & Click™ Adjustable, Kick & Click™ Fixed and Kick & Click™ Base. Additionally, Kick & Click™ can be used for creating large three-legged office desks by joining a Kick & Click 3rd leg kit with a Kick & Click system.



Features for all versions:

- Colours (all metal parts): Black (RAL 9005), grey (RAL 9006) or white (RAL 9016)
- Cantilever length: 550 mm
- Oval holes ensure flexibility as regards predrilling holes in tabletop
- Central or off-centre placement of columns (T-desk and C-desk)

Kick & Click™ fixed:

- Fits desks of 1200 mm (frame width 1140 mm)
- Set-packed or bulk deliveries
- Optional to order screws for mounting the tabletop

Kick & Click™ Adjustable:

- Fits desks from 1400 to 2000 mm (frame width 1340 to 1940 mm)
- Set-packed or bulk deliveries
- Optional to order screws for mounting the tabletop

Kick & Click™ Base:

- Base consists of Cantilever (x2), Base (x2), Clamp (x2) and Kick Lock (x2) for a two-legged desk
- Bulk deliveries only

Options

- 3rd leg kit for large desks

Usage:

- DESKLINE® systems based on columns (standard or IC) with motor housing: DL5, DL6, DL8, DL9, DL10, DL11, DL15, DL16 or DL19
- Can be used for either T-desk (central placement of legs) or C-desk (off-centre placement of legs)
- Kick & Click™ Adjustable is approved in accordance with EN527-1 and EN527-2 for tables from 1.4 m to 2.0 m.
- Kick & Click™ is approved according to ANSI Bifma X5.5 up to 1.8 m table length
- If a complete desk frame is required, use Kick & Click™ together with DESKLIFT™ Feet and a DL SetPack solution



Kick & Click™ Adjustable



Kick & Click™ Fixed

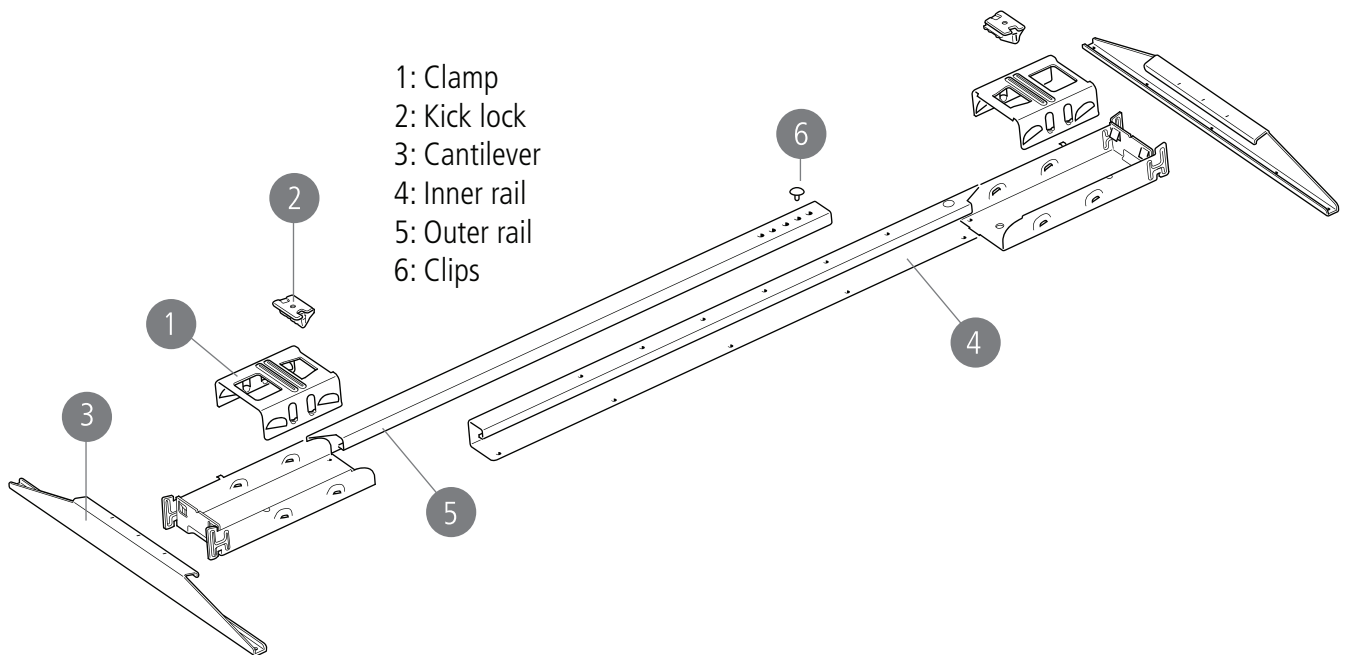


Kick & Click™ Base



Kick & Click™ 3rd leg kit

Kick & Click™ names of the different parts



Ordering examples

Kick & Click™ Adjustable

Set-packed delivery

KNC

1

0

0

0

01

A

1340

-

1940

Fully extended length:

Fully retracted length:

Colour:

Mounting kit:

Option:

Option:

Option:

Model:

Type:

1940 = 1940 mm

1340 = 1340 mm

A = All Metal Parts Grey (RAL9006)
B = All Metal Parts Black (RAL9005)
D = All Metal Parts White (RAL9016)

00 = Without screws
01 = ø4,5 x 16 Panhead chipboard screw PZ2


0 = Standard

0 = Standard

0 = Standard



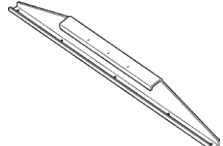
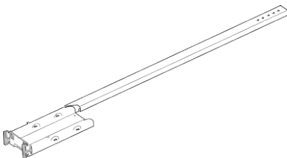
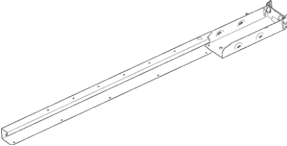

1 = Standard

KNC = Kick&Click



50 sets fit on a standard pallet.

Bulk delivery

Product	Description	Units needed per desk	Article number
	Kick Lock	2	1003W1003, black
	Clamp	2	1003W3001-120, grey 1003W3001-001, black 1003W3001-022, white
	Cantilever	2	1003W3002-550-120, grey 1003W3002-550-001, black 1003W3002-550-022, white
	Inner rail	1	1003W3003-1062-120, grey 1003W3003-1062-001, black 1003W3003-1062-022, white
	Outer rail	1	1003W3004-1062-120, grey 1003W3004-1062-001, black 1003W3004-1062-022, white
	clips	1	1003W1008, black

Kick & Click™ Fixed

Set-packed delivery

KNC

1

0

0

0

01

A

1140

Fully retracted length:

Colour:

Mounting kit:

Option:

Option:

Option:

Model:

Type:

1140 = 1140 mm

A = All Metal Parts Grey (RAL9006)
B = All Metal Parts Black (RAL9005)
D = All Metal Parts White (RAL9016)

00 = Without screws
01 = ø4,5 x 16 Panhead chipboard screw PZ2

0 = Standard

0 = Standard

0 = Standard



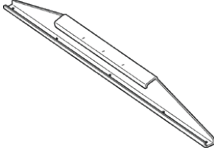

1 = Standard

KNC = Kick&Click





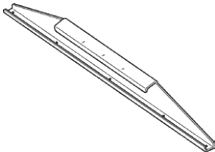
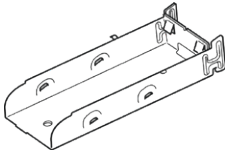
50 sets fit on a standard pallet.

Bulk delivery

Product	Description	Units needed per desk	Article number
	Kick Lock	2	1003W1003, black
	Clamp	2	1003W3001-120, grey 1003W3001-001, black 1003W3001-022, white
	Cantilever	2	1003W3002-550-120, grey 1003W3002-550-001, black 1003W3002-550-022, white
	Fixed rail with bases	1	1003-W3005-1134-120, grey 1003-W3005-1134-001, black 1003-W3005-1134-022, white

Kick & Click™ Base

Bulk delivery (the only option)

Product	Description	Units needed per desk	Article number
	Kick Lock	2	1003W1003, black
	Clamp	2	1003W3001-120, grey 1003W3001-001, black 1003W3001-022, white
	Cantilever	2	1003W3002-550-120, grey 1003W3002-550-001, black 1003W3002-550-022, white
	Base	2	1003W3006-120, grey 1003W3006-001, black 1003W3006-022, white 1003W3006-000, unpainted

Kick & Click™ 3rd leg kit

Set-packed delivery

KNC

1

1

0

0

01

A

1100

-

1700

Fully extended length:

Fully retracted length:

Colour:

Mounting kit:

Option:

Option:

Option:

Model:

Type:

1700 = 1700 mm

1100 = 1100 mm

A = All Metal Parts Grey (RAL9006)
B = All Metal Parts Black (RAL9005)
D = All Metal Parts White (RAL9016)

00 = Without screws
01 = ø4,5 x 16 Panhead chipboard screw PZ2

0 = Standard



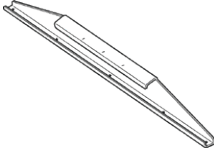
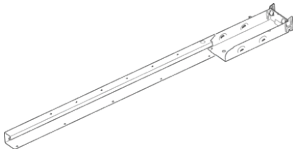
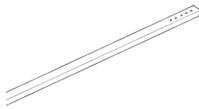

0 = Standard

1 = Kit for 3. leg

1 = Standard

KNC = Kick&Click

Bulk delivery

Product	Description	Units needed per desk	Article number
	Kick Lock	1	1003W1003, black
	Clamp	1	1003W3001-120, grey 1003W3001-001, black 1003W3001-022, white
	Cantilever	1	1003W3002-550-120, grey 1003W3002-550-001, black 1003W3002-550-022, white
	Outer rail	1	1003W3004-1062-120, grey 1003W3004-1062-001, black 1003W3004-1062-022, white
	Inner rail w. cut	1	1003W3007-120, grey 1003W3007-001, black 1003W3007-022, white
	Clips	1	1003W1008, black

Dimensions

Kick & Click™ Adjustable

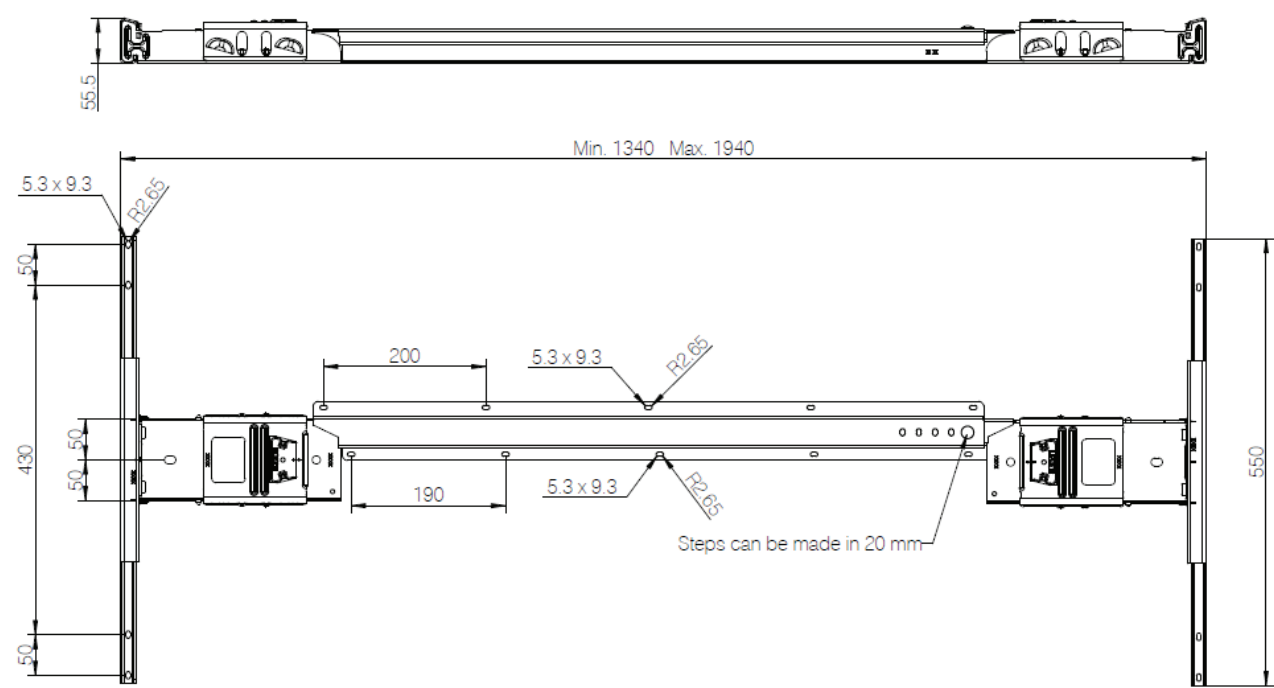


Figure 1 Kick & Click Adjustable dimensions in mm

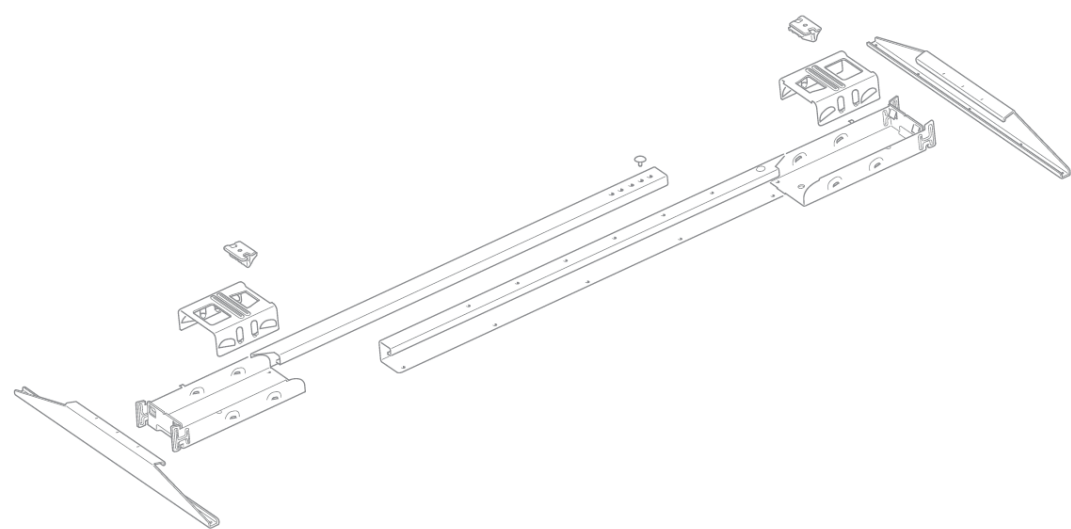


Figure 2 Kick & Click Adjustable exploded view

The Kick & Click Adjustable system includes a telescopic inner and outer rail each with the base welded onto it.

Kick & Click™ Fixed

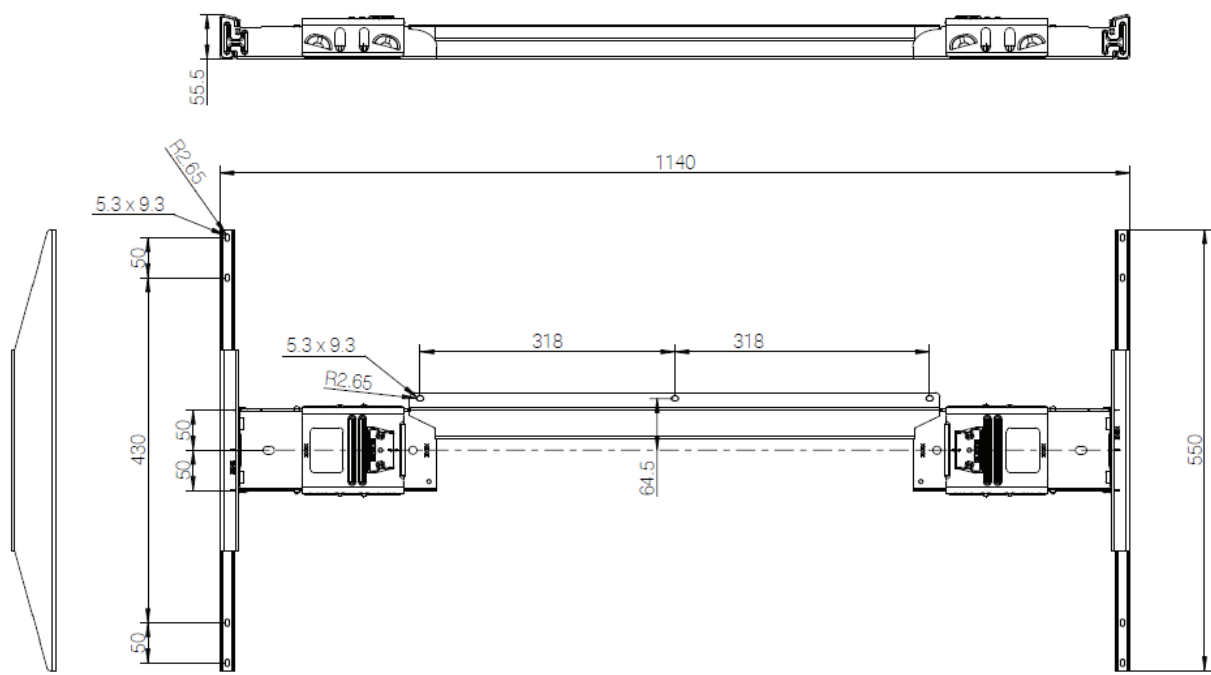


Figure 3 Kick & Click Fixed dimensions in mm

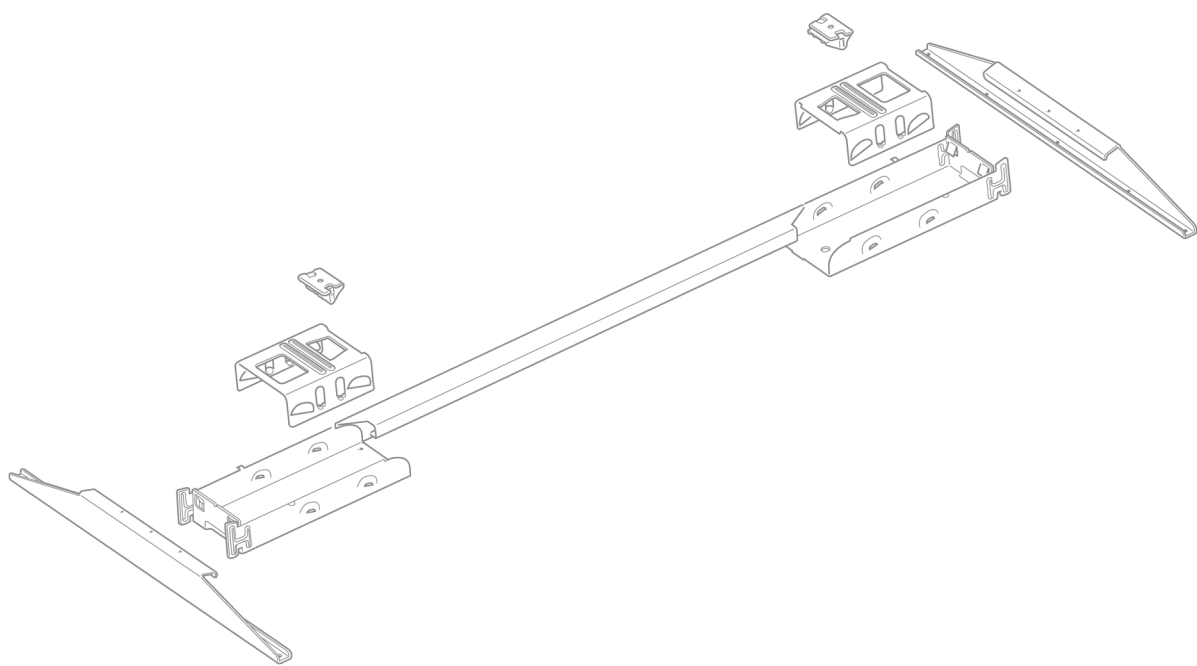


Figure 4 Kick & Click Fixed exploded view

Compared to the Kick & Click Adjustable system the Kick & Click Fixed system only consists of one rail with the base welded onto it in both ends.

Kick & Click™ Base:

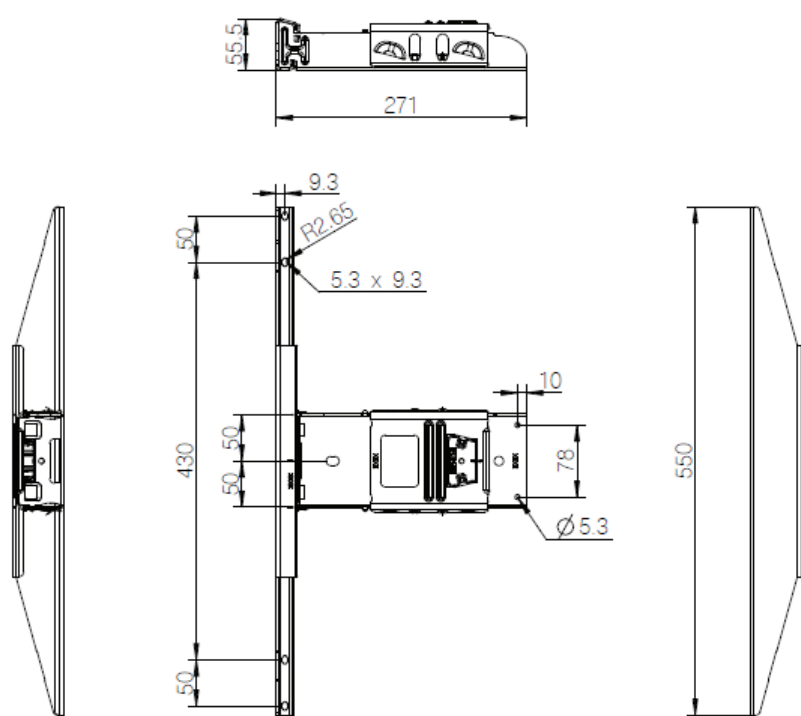
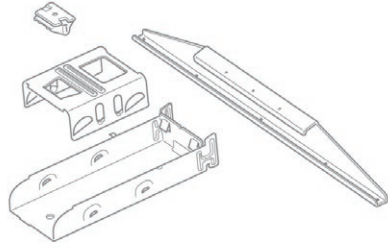
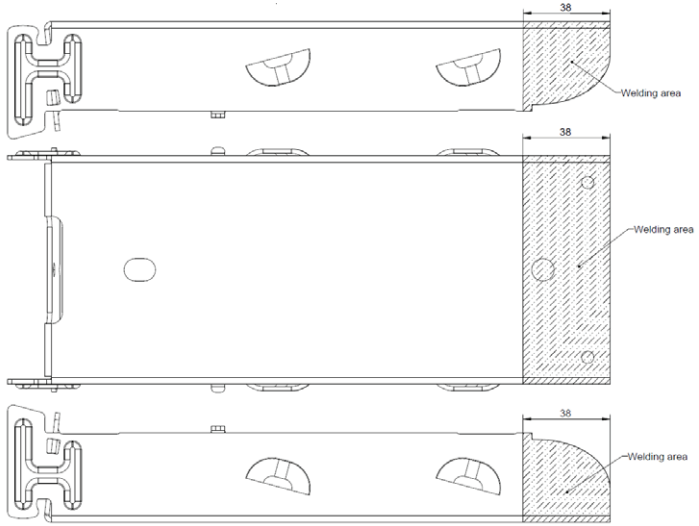


Figure 5 Kick & Click Base dimensions in mm

The Kick & Click Base system is without the inner and the outer rail. The system is preferred if the OEM want to weld his own rail on the Base, or if the desk design does not need a rail e.g. due to tabletop thickness. The Kick & Click Base system can also be used for a three-legged desk.

Parts delivered	Allowed welding areas
	



The Kick & Click Base must only be used in connection with a Kick & Click cantilever.
Do not develop your own cantilever!

Kick & Click™ 3rd leg kit

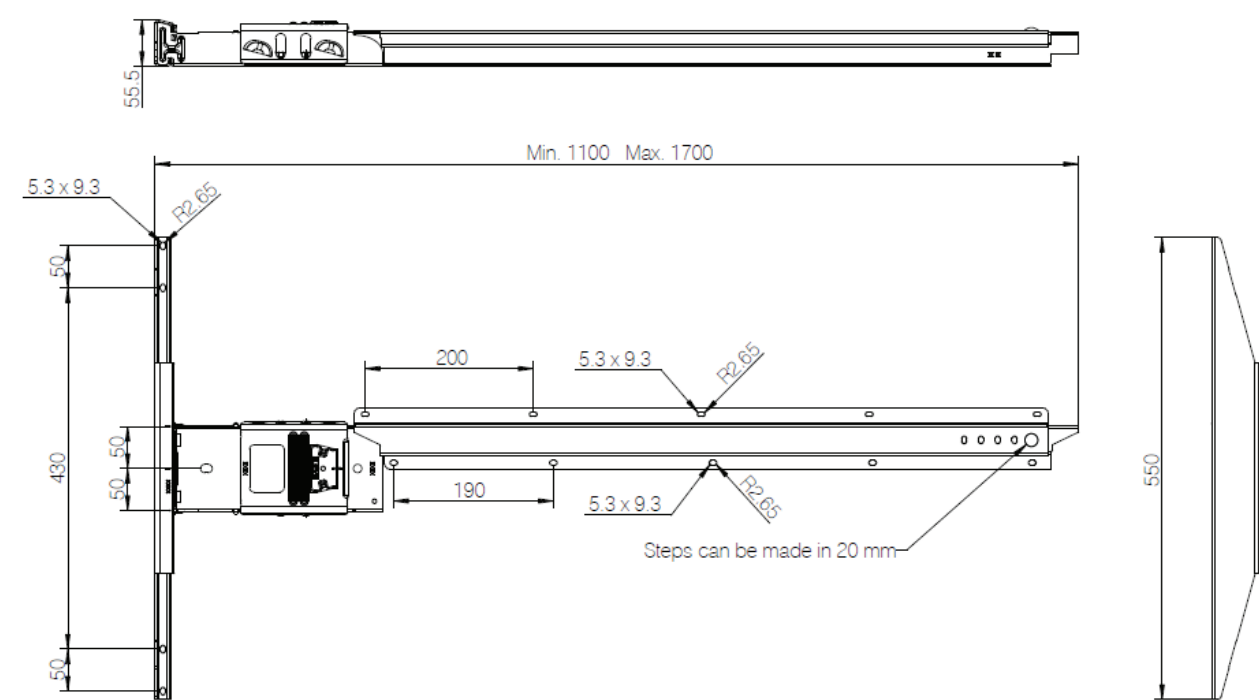


Figure 6 Kick & Click 3rd leg kit dimensions in mm

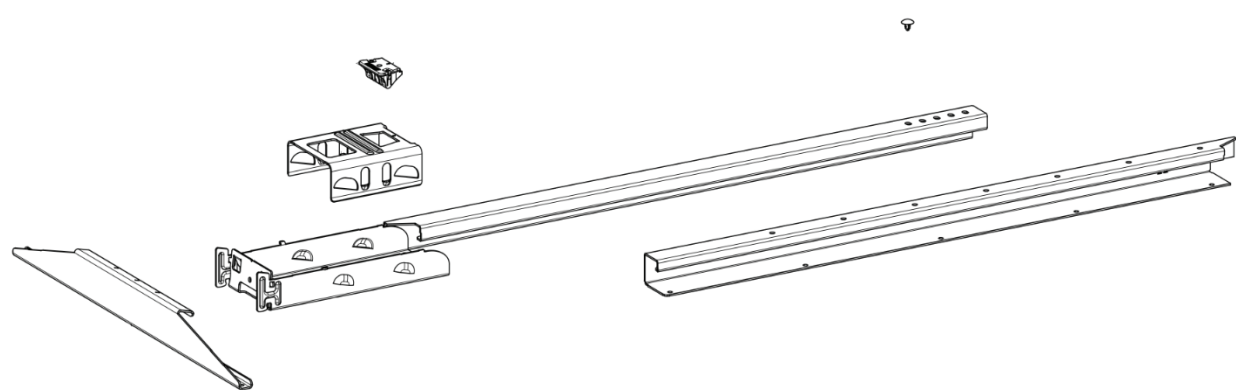


Figure 7 Kick & Click 3rd leg kit exploded view

The Kick & Click 3rd leg kit system includes a telescopic inner and outer rail and has only one base, which is welded onto the outer rail.

Terms of use

The user is responsible for determining the suitability of LINAK products for specific application. LINAK takes great care in providing accurate and up-to-date information on its products.

However, due to continuous development in order to improve its products, LINAK products are subject to frequent modifications and changes without prior notice. Therefore, LINAK cannot guarantee the correct and actual status of said information on its products.

While LINAK uses its best efforts to fulfil orders, LINAK cannot, for the same reasons as mentioned above, guarantee the availability of any particular product. Therefore, LINAK reserves the right to discontinue the sale of any product displayed on its website or listed in its catalogues or other written material drawn up by LINAK.

All sales are subject to the Standard Terms of Sale and Delivery for LINAK. For a copy hereof, please contact LINAK.