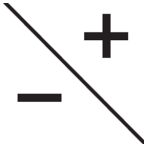
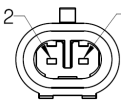

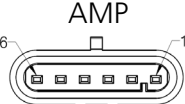
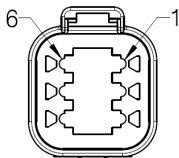
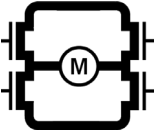




Actuator LA36  
CAN bus J1939 0-point  
- with Software Addressing and Split Supply  
**Connection diagram**



## Connection diagram

36XXXXXXXXX17XX-XXXXXXXXXXXXX0

	24/48 VDC +	<b>BROWN</b>	<b>Power</b>		
	GND -	<b>BLUE</b>	<b>2</b>	<b>1</b>	 
	Split power supply	<b>ORANGE</b>	<b>Signal</b>	<b>5</b>	 
	Digital input	<b>RED</b>		<b>1</b>	
	Digital input	<b>BLACK</b>		<b>2</b>	
	Not to be connected	<b>LIGHT BLUE</b>		<b>6</b>	
	Bus	<b>YELLOW</b>		<b>3</b>	
	Bus	<b>GREEN</b>		<b>4</b>	
	Not to be connected	<b>GREY</b>		<b>0</b>	
	Data	<b>VIOLET</b>		<b>7</b>	
	Data GND	<b>WHITE</b>		<b>8</b>	



**The BusLink software tool is available for CAN bus actuators and can be used for:**

Diagnostics, manual run and configuration

The newest version is available online at [LINA.K.COM/TECHLINE](http://LINA.K.COM/TECHLINE)




Please note: The BusLink configuration cable must be purchased separately

Item number for BusLink cable kit: 0367997 (adapter + USB2Lin)

## I/O specifications

### CAN bus (J1939) 0-Point with Software Addressing and Split supply

Input/Output	Specification	Comments			
Description	Compatible with the SAE J1939 standard. Uses CAN messages to command movement, setting parameters and to deliver feedback from the actuator. See the LINAK CAN bus user manual. Actuator identification is provided, using standard J1939 SW addressing.				
Brown Connect to positive	12 VDC, current limit 30 A 24 VDC, current limit 20 A 48 VDC, current limit 8 A	Note: Do not swap the power supply polarity on the brown and blue wires! The PCB is coupled to the housing through a capacitor. Current limit levels can be adjusted through Actuator Connect®. If the temperature drops below 0 °C, all current limits will automatically increase with a factor 2.			
	Vsup		Vmin	Vmax	
	12 V		10,5 V	16 V	Motor running
			6 V	16 V	Motor not running CAN communication possible
	24 V		18 V	32 V	Motor running
			10 V	32 V	Motor not running CAN communication possible
	48 V		34 V	58 V	Motor running
24 V		60 V	Motor not running CAN communication possible		
Blue	- (GND) Connect Blue to negative				
Orange	Split supply: 24 VDC with $\approx 28$ mA current consumption 48 VDC with $\approx 16$ mA current consumption Connect to positive. The split supply uses the common GND from the power supply	Split supply is for operational power only.			
Red	Extends the actuator	The signal becomes active at: > 67% of $V_{IN}$			
Black	Retracts the actuator	The signal becomes inactive at: < 33% of $V_{IN}$ Input current: 10 mA			
Light Blue	Not to be used	Not to be used			



\* J1939-15 refers to Twisted Pair and Shielded cables. The standard/default cables delivered with CAN bus actuators do not comply with this. Find more information about the CAN bus in the CAN bus user manual -The newest version is available online at [LINAK.COM/TECHLINE](http://LINAK.COM/TECHLINE)

Input/Output	Specification	Comments
Green	CAN_L	Actuators with CAN bus does not contain the 120 $\Omega$ terminal resistor. The physical layer is in accordance with J1939-15. * Speed: Autobaud up to 500 kbps Max bus length: 40 meters Max stub length: 3 meters Max node count: 10 (can be extended to 30 under certain circumstances) Wiring: Unshielded twisted pair
Yellow	CAN_H	
Violet	Service interface	Only Actuator Connect® can be used as service interface. Use grey adapter cable
White	Service interface GND	

#### Terms of use

LINAK® takes great care in providing accurate and up-to-date information on its products. However, the user is responsible for determining the suitability of LINAK products for a specific application. Due to continual development, LINAK products are subject to frequent modifications and changes. LINAK reserves the rights to conduct modifications, updates, and changes without any prior notice. For the same reason, LINAK cannot guarantee the correctness and actual status of imprinted information on its products.

LINAK uses its best efforts to fulfil orders. However, for the reasons mentioned above, LINAK cannot guarantee availability of any particular product at any given time. LINAK reserves the right to discontinue the sale of any product displayed on its website or listed in its catalogues or in other written material created and produced by LINAK, LINAK subsidiaries, or LINAK affiliates. All sales are subject to the 'Standard Terms of Sale and Delivery for LINAK A/S' available on LINAK websites. LINAK and the LINAK logotype are registered trademarks of LINAK A/S. All rights reserved.