




English



Deutsch

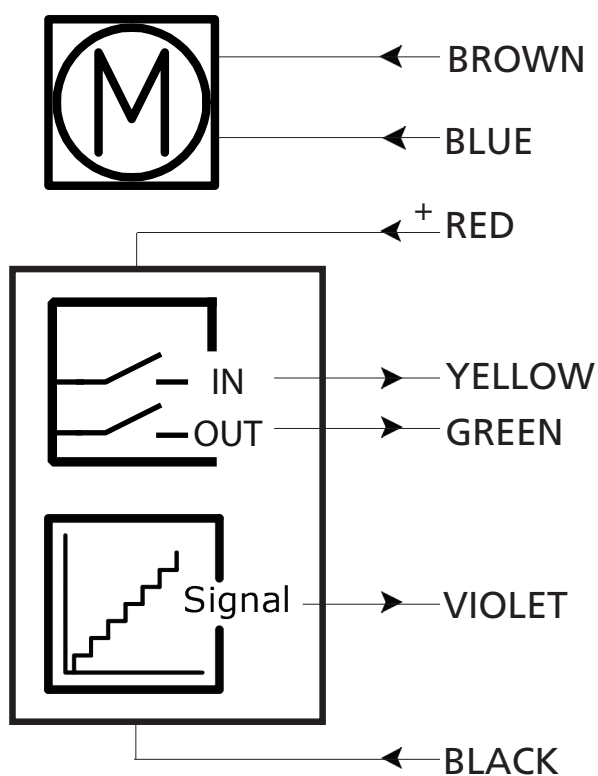


Italiano

LA33 ACTUATOR

Actuator with endstop signals and absolute positioning - Analogue feedback

33XXXXXXXXX0AXXX=XXXX1XXXXXXXXXX



For more information on how to install this product please see the [LA33 User Manual](#)

LA33 ACTUATOR

Actuator with endstop signals and absolute positioning - Analogue feedback

33XXXXXXXXX0AXXX=XXXX1XXXXXXXXXX



Input/ Output	Specification	Comments
Brown	12 or 24VDC (+/-)	To extend actuator: Connect Brown to positive To retract actuator: Connect Brown to negative
Blue	12V ± 20% 24V ± 10%	To extend actuator: Connect Blue to negative To retract actuator: Connect Blue to positive
Red	Signal power supply (+) 12-24VDC ± 10%	
Black	Signal power supply GND (-)	
Green	Endstop signal out	
Yellow	Endstop signal in	
Violet	Analogue feedback 0-10V 0.5-4.5V	
White	Not to be connected	

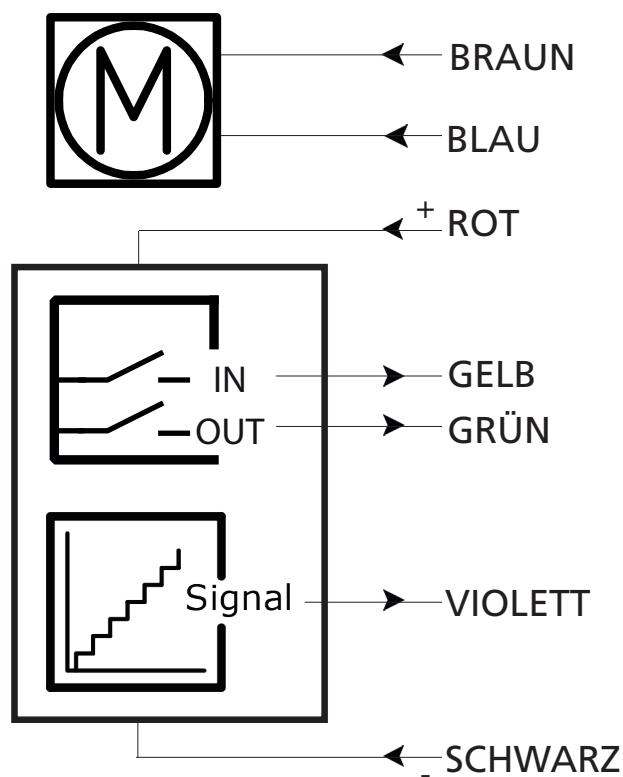
Copyright© LINAK - 2017.05 - MA-M9-02-693 - LINAK AS reserves the right to make technical alterations

For more information on how to install this product please see the [LA33 User Manual](#)

LINEARANTRIEB LA33

Antrieb mit Endstopp-Signalen und absoluter Positionierung – Analoge Rückmeldung

33XXXXXXXXX0AXXX=XXXX1XXXXXXXXXX



Weitere Informationen zur Installation dieses Produkts finden Sie in der [LA33 Montageanleitung](#)

LINEARANTRIEB LA33

Antrieb mit Endstopp-Signalen und absoluter Positionierung – Analoge Rückmeldung

33XXXXXXXXX0AXXX=X1XXXXXXXXXX



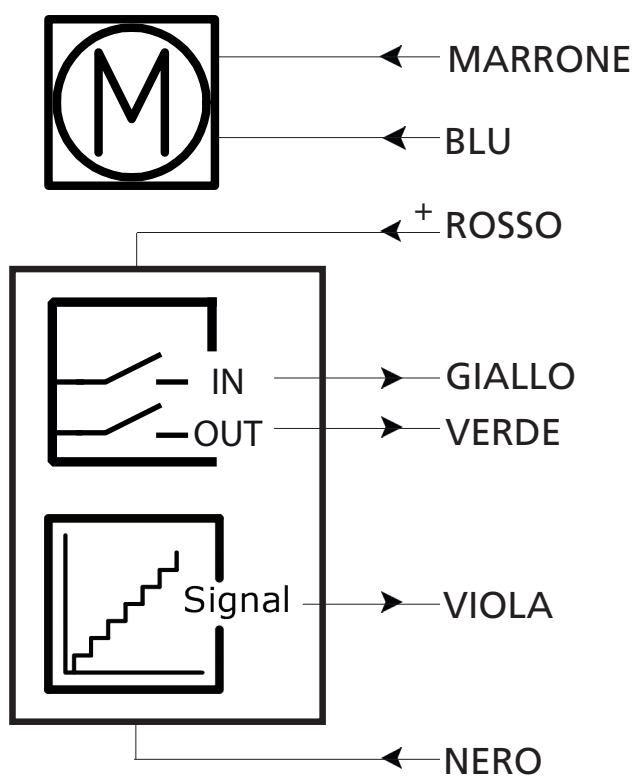
Eingang/ Ausgang	Spezifikation	Kommentare
Braun	12 oder 24VDC (+/-)	Zum Ausfahren des Antriebs: Braun an Pluspol anschließen
Blau	12V ± 20% 24V ± 10%	Zum Einfahren des Antriebs Braun an Minuspol anschließen
		Zum Ausfahren des Antriebs: Blau an Minuspol anschließen
Rot	Stromversorgung Signal (+) 12-24VDC ± 10%	Zum Einfahren des Antriebs: Blau an Pluspol anschließen
Schwarz	Signalstromversorgung-GND (-)	
Grün	Endstopp-Signalausgang ausgefahren	
Gelb	Endstopp-Signalausgang eingefahren	
Violett	Analoge Rückmeldung 0-10V 0,5-4,5V	
Weiß	Nicht anschließen	

Weitere Informationen zur Installation dieses Produkts finden Sie in der [LA33 Montageanleitung](#)

ATTUATORE LINEARE 33

Attuatore con segnali di fine corsa e
posizionamento assoluto - Feedback analogico

33XXXXXXXXX0AXXX=XXXX1XXXXXXXXXX



Per maggiori informazioni su come installare questo prodotto si prega di consultare [LA33 User Manual](#)

ATTUATORE LINEARE 33

Attuatore con segnali di fine corsa e
 posizionamento assoluto - Feedback analogico

33XXXXXXXXX0AXXX=XXXX1XXXXXXXXXX



Input/ Output	Specifica	Commenti
Marrone	12 o 24VDC (+/-) 12V ± 20% 24V ± 10%	Fuoriuscita attuatore: Connettere il marrone al positivo Per retrarre l'attuatore: Connettere il marrone al negativo
Blu		Fuoriuscita attuatore: Connettere il blu al negativo Per retrarre l'attuatore: Connettere il blu al positivo
Rosso	Segnale alimentazione (+) 12-24VDC ± 10%	
Nero	Segnale alimentazione GND (-)	
Verde	Segnale fine corsa out	
Giallo	Segnale fine corsa in	
Viola	Feedback analogico 0-10V 0.5-4.5V	
Bianco	Non connesso	

Per maggiori informazioni su come installare questo
 prodotto si prega di consultare [LA33 User Manual](#)