




English



Deutsch




Italiano

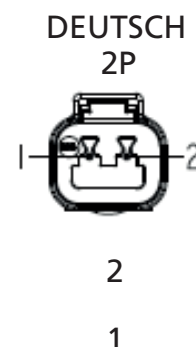
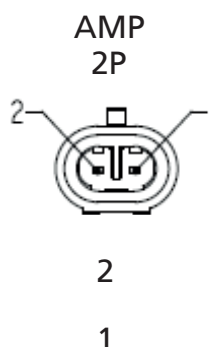
LA25 ACTUATOR

Actuator without feedback

25XXXXXXXXX000X0X=XXXXX00XXXXXX



← BROWN
← BLUE



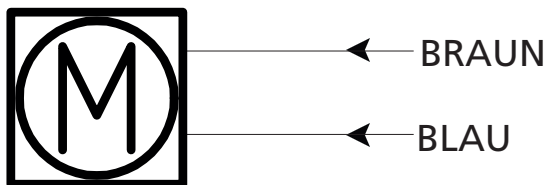
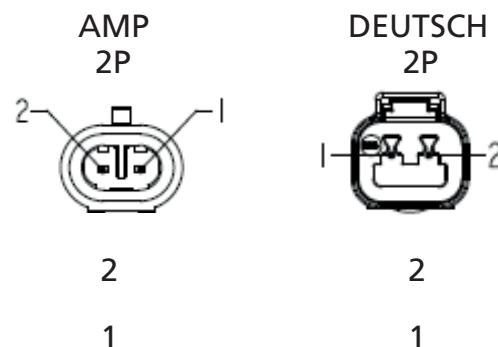
Input/ Output	Specification	Comments
Brown	12-24VDC (+/-) 12V ± 20%	To extend actuator: Connect Brown to positive To retract actuator: Connect Brown to negative
Blue	24V ± 10%	To extend actuator: Connect Blue to negative To retract actuator: Connect Blue to positive
Red	Not to be connected	
Black	Not to be connected	
Green	Not to be connected	
Yellow	Not to be connected	
Violet	Not to be connected	
White	Not to be connected	

For more information on how to install this product please see the [LA25 User Manual](#)

LINEARANTRIEB LA25

Antrieb ohne Rückmeldung

25XXXXXXXXX000X0X=XXXXX00XXXXXX




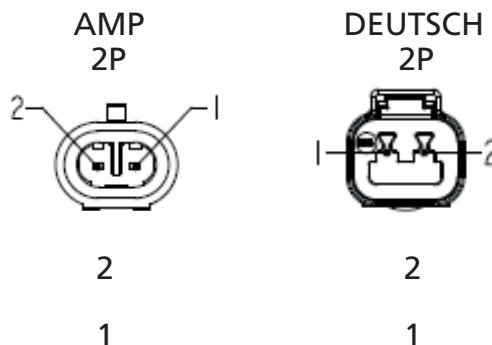
Eingang/ Ausgang	Spezifikation	Kommentare
Braun	12-24VDC (+/-)	Zum Ausfahren des Antriebs: Braun an Pluspol anschließen
Blau	12V ± 20% 24V ± 10%	Zum Einfahren des Antriebs Braun an Minuspol anschließen
		Zum Ausfahren des Antriebs: Blau an Minuspol anschließen
Rot	Nicht anschließen	
Schwarz	Nicht anschließen	
Grün	Nicht anschließen	
Gelb	Nicht anschließen	
Violett	Nicht anschließen	
Weiß	Nicht anschließen	

Weitere Informationen zur Installation dieses Produkts finden Sie in der [LA25 Montageanleitung](#)

ATTUATORE LINEARE 25

Attuatore senza feedback

25XXXXXXXXX000X0X=XXXXX00XXXXXX



← MARRONE
← BLU

Input/ Output	Specifica	Commenti
Marrone	12-24VDC (+/-) 12V ± 20% 24V ± 10%	Fuoriuscita attuatore: Connettere il marrone al positivo Per retrarre l'attuatore: Connettere il marrone al negativo
Blu		Fuoriuscita attuatore: Connettere il blu al negativo Per retrarre l'attuatore: Connettere il blu al positivo
Rosso	Non connesso	
Nero	Non connesso	
Verde	Non connesso	
Giallo	Non connesso	
Viola	Non connesso	
Bianco	Non connesso	

Per maggiori informazioni su come installare questo prodotto si prega di consultare [LA25 User Manual](#)