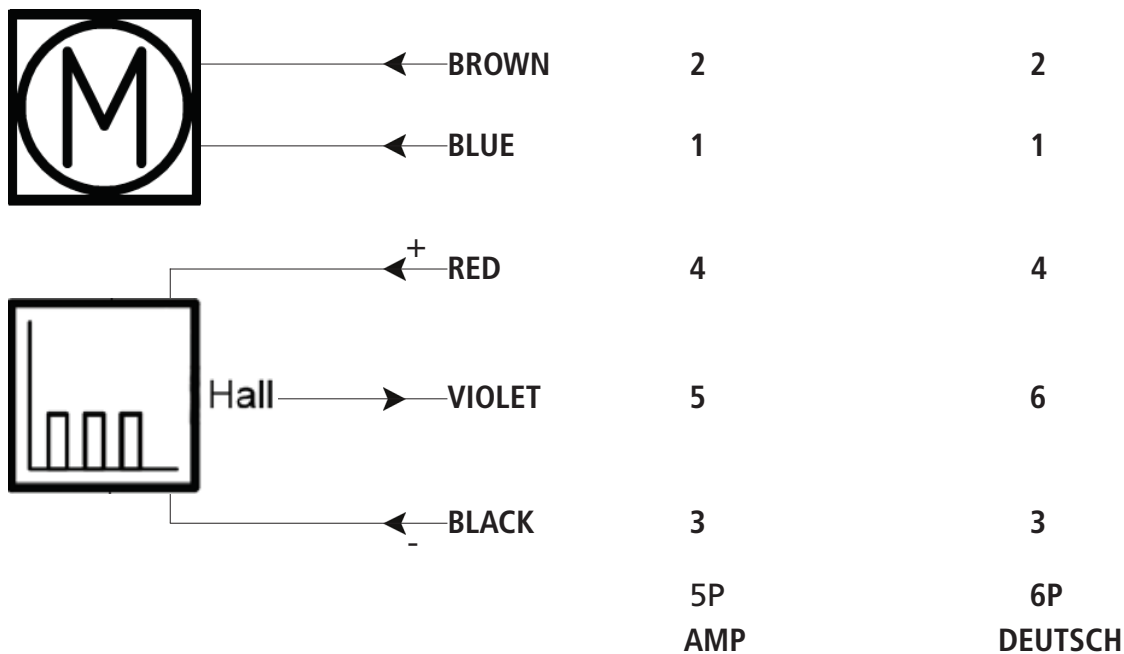


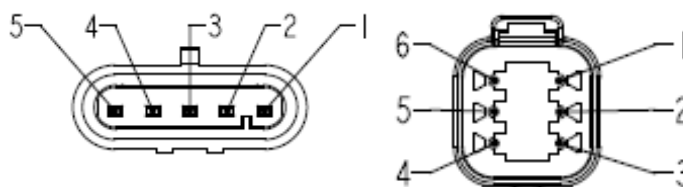
Actuator LA25  
Relative positioning - Single hall  
*Connection diagram*

# Connection diagram

25XXXXXXXXX0K0X0X=XXXXX00XXXXXX


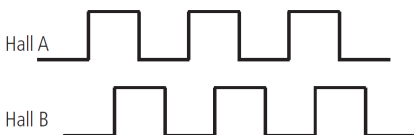



Compliant with:



Standard connector front view

# I/O Specifications

| Input/Output | Specification   | Comments  |
|--------------|---|---|
| Description  | The actuator can be equipped with Single hall that gives a relative positioning feedback signal when the actuator moves.  |    |
| Brown        | 12-24 VDC (+/-)<br><br>12 V ± 20%<br>24 V ± 10%   | To extend actuator:<br>Connect Brown to positive<br><br>To retract actuator:<br>Connect Brown to negative   |
| Blue         | Under normal conditions:<br>12 V, 5 A at max load<br>24 V, 2.5 A at max load  | To extend actuator:<br>Connect Blue to negative<br><br>To retract actuator:<br>Connect Blue to positive   |
| Red          | Signal power supply (+) 12-24 VDC   | Current consumption:<br>Max. 40 mA, also when the actuator is not running   |
| Black        | Signal power supply GND (-)   |   |
| Green        | Not to be connected   |   |
| Yellow       | Not to be connected   |   |
| Violet       | Single Hall output (PNP)<br>Movement per single Hall pulse:<br>LA25030 Actuator = 0.25 mm per pulse<br>LA25060 Actuator = 0.5 mm per pulse<br>LA25090 Actuator = 0.75 mm per pulse<br>LA25120 Actuator = 1.0 mm per pulse<br>LA25200 Actuator = 1.7 mm per pulse<br><br>Depending on load the frequency is 10-20 Hz<br>Pulse ON time is minimum 8 ms. OFF time between two ON pulses is minimum 8 ms.<br><br>Overvoltage on the motor can result in shorter pulses. | Output voltage min. $V_{IN} - 2 V$<br>Max. current output: 12 mA<br>Max. 680 nF<br><br>N.B. For more precise measurements, please contact LINAK A/S.<br><br>Low frequency with a high load.<br>Higher frequency with no load. |
|              | Input:<br><br>Hall A<br>Hall B   | Single hall output:<br>  |
| White        | Not to be connected   |   |

---

**Terms of use**

The user is responsible for determining the suitability of LINAK products for specific application. LINAK takes great care in providing accurate and up-to-date information on its products.

However, due to continuous development in order to improve its products, LINAK products are subject to frequent modifications and changes without prior notice. Therefore, LINAK cannot guarantee the correct and actual status of said information on its products.

While LINAK uses its best efforts to fulfill orders, LINAK cannot, for the same reasons as mentioned above, guarantee the availability of any particular product. Therefore, LINAK reserves the right to discontinue the sale of any product displayed on its website or listed in its catalogues or other written material drawn up by LINAK.

All sales are subject to the Standard Terms of Sale and Delivery for LINAK. For a copy hereof, please contact LINAK.