




English



Deutsch

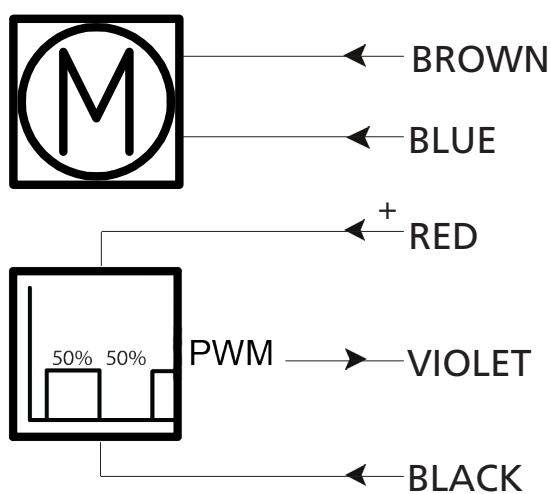


Italiano

LA14 ACTUATOR

Actuator with absolute positioning - PWM

14XXXXXXXXX0F0X0X=XX0XXXXXXXXXXXX



For more information on how to install this product please see the [LA14 User Manual](#)

LA14 ACTUATOR

Actuator with absolute positioning - PWM

14XXXXXXXXX0F0X0X=XX0XXXXXXXXXXXX



Input/ Output	Specification	Comments
Brown	12-24VDC (+/-)	To extend actuator: Connect Brown to positive To retract actuator: Connect Brown to negative
Blue	12V ± 20% 24V ± 10%	To extend actuator: Connect Blue to negative To retract actuator: Connect Blue to positive
Red	Signal power supply (+) 12-24VDC	
Black	Signal power supply GND (-)	
Green	Not to be connected	
Yellow	Not to be connected	
Violet	Digital output feedback 10-90% 20-80% Special	
White	Not to be connected	

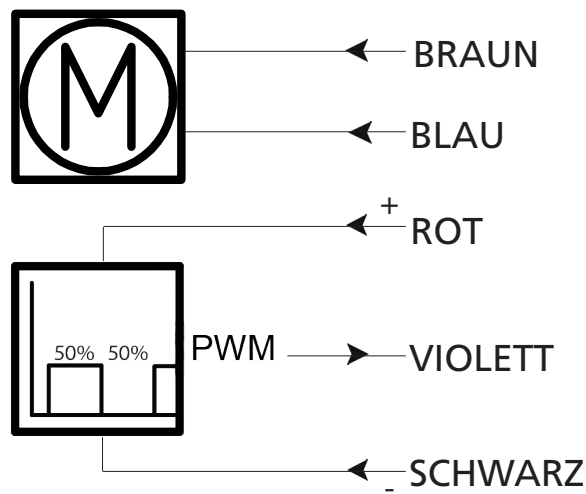
Copyright© LINAK - 2015.11 - MA-M9-02-593 - LINAK AS reserves the right to make technical alterations

For more information on how to install this product please see the [LA14 User Manual](#)

LINEARANTRIEB LA14

Antrieb mit absoluter Positionierung – PWM

14XXXXXXXXX0F0X0X=XX0XXXXXXXXXXXX



Weitere Informationen zur Installation dieses Produkts finden Sie in der [LA14 Montageanleitung](#)

LINEARANTRIEB LA14

Antrieb mit absoluter Positionierung – PWM

14XXXXXXXXX0F0X0X=XX0XXXXXXXXXXXX



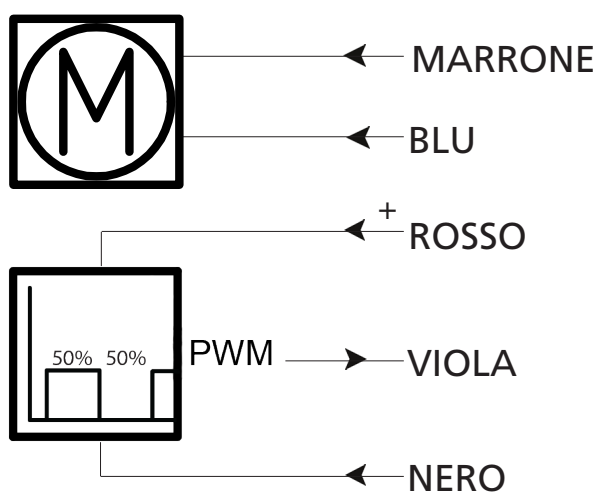
Eingang/ Ausgang	Spezifikation	Kommentare
Braun	12-24VDC (+/-)	Zum Ausfahren des Antriebs: Braun an Pluspol anschließen
Blau	12V ± 20% 24V ± 10%	Zum Einfahren des Antriebs Braun an Minuspol anschließen
		Zum Ausfahren des Antriebs: Blau an Minuspol anschließen
Rot	Stromversorgung Signal (+) 12-24 V DC	Zum Einfahren des Antriebs: Blau an Pluspol anschließen
Schwarz	Signalstromversorgung GND (-)	
Grün	Nicht anschließen	
Gelb	Nicht anschließen	
Violett	Digitalausgang Lagerückmeldung 10-90 % 20-80 % Spezial	
Weiß	Nicht anschließen	

Weitere Informationen zur Installation dieses Produkts finden Sie in der [LA14 Montageanleitung](#)

ATTUATORE LINEARE 14

Attuatore con posizionamento assoluto - PWM

14XXXXXXXXX0F0X0X=XX0XXXXXXXXXXXX



Per maggiori informazioni su come installare questo prodotto si prega di consultare [LA14 User Manual](#)

ATTUATORE LINEARE 14

Attuatore con posizionamento assoluto - PWM

14XXXXXXXXX0F0X0X=XX0XXXXXXXXXXXX



Input/ Output	Specifica	Commenti
Marrone	12-24VDC (+/-) 12V ± 20% 24V ± 10%	Fuoriuscita attuatore: Connettere il marrone al positivo Per retrarre l'attuatore: Connettere il marrone al negativo
Blu		Fuoriuscita attuatore: Connettere il blu al negativo Per retrarre l'attuatore: Connettere il blu al positivo
Rosso	Segnale alimentazione (+) 12-24VDC	
Nero	Segnale alimentazione GND (-)	
Verde	Non connesso	
Giallo	Non connesso	
Viola	Output feedback digitale 10-90% 20-80% Speciale	
Bianco	Non connesso	

Per maggiori informazioni su come installare questo prodotto si prega di consultare [LA14 User Manual](#)